

Accessories Collection 2026

Hashtomin Noor Metal Industries, The First Manufacturer of Wrought Iron Doors and Components in the Western Asia and Northern Africa, and Iran's Premier Exporter.



S
SAMEN
— FERFORGE —
SINCE 1996

Hashtomin Noor Metal Industries, The First Manufacturer of Wrought Iron Doors and Components in the Western Asia and Northern Africa, and Iran's Premier Exporter.

Collection 2026



METAL CASTING



EXPORT DEPARTMENT



INDUSTRIAL PAINTING



SHOT BLASTING



WAREHOUSE



METAL BENDING



SHEARING LINE



LASER CUTTING MACHINES



SAMEN PROFILE

PROFILE AND PIPE SOLUTIONS



The **Samen Profile's** profile and pipe production line, utilizing the latest global technologies and advanced equipment, is recognized as one of the leading production lines in the steel industry. This production line is capable of manufacturing a wide range of high-quality profiles and pipes in various sizes. Every production stage is meticulously controlled to ensure that the final product meets the highest industrial standards. Our expert team at **Samen Profile** provides the best profile and pipe solutions tailored to diverse customer needs, delivering an unparalleled experience of precision and performance.

SAMEN FERFORGE

SINCE: 1996



N NEW PRODUCTS

R REDESIGNED

NEW ALUMINUM
COLLECTION

WROUGHT IRON

PANELS

BALUSTER

POSTPARTS

GATE ACCESSORIES

CAST IRON

PROFILES AND SHEETS

7-10

12-50

52-65

67-81

83-88

90-92

94-116

118-122



New Aluminum Collection

NEW ALUMINUM COLLECTION
CAST ALUMINIUM



N

2300

Weight: 2 KG

N



2301

Weight: 0.48 KG



N



2302

Weight: 1.4 KG



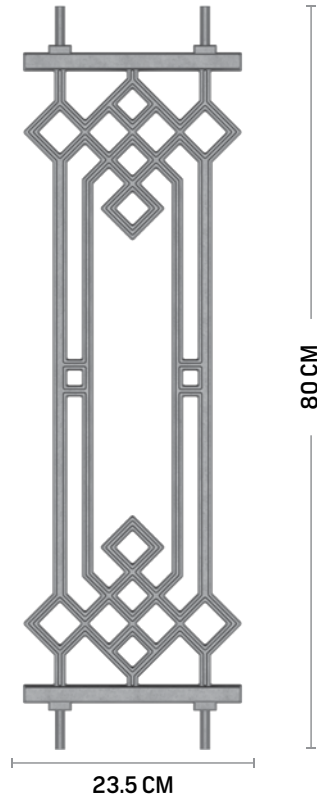
N

2303

Weight: 4 KG

NEW ALUMINUM COLLECTION
CAST ALUMINIUM

N




2304

Weight:1.3 KG





N



2305

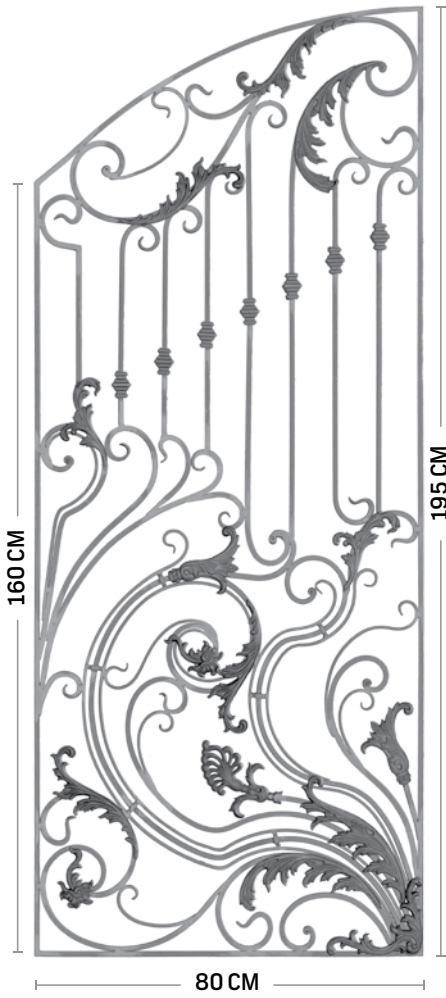
Weight:1.12 KG



Wrought Iron



R



2131

Weight:29.8 KG

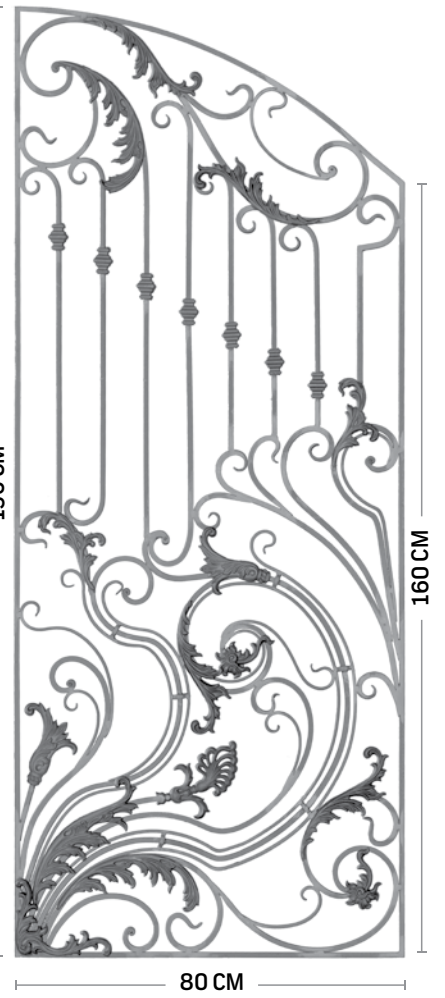
R



2133

Weight:30.3 KG

R



2132


Weight:29.8 KG

WROUGHT IRON PREDESIGNED GATES PARTS

2130

Weight:16.5 KG

R



2129

Weight:11.3 KG

R



R



80 CM

2120

Weight:26.55 KG

R



125 CM

2128

Weight:43.7 KG

R




80 CM

2121

Weight:26.55 KG

160 CM


N



2118

Weight:12.45 KG

N



2113

Weight:14 KG

R



2122

2123

Weight:21 KG

R



R



2126

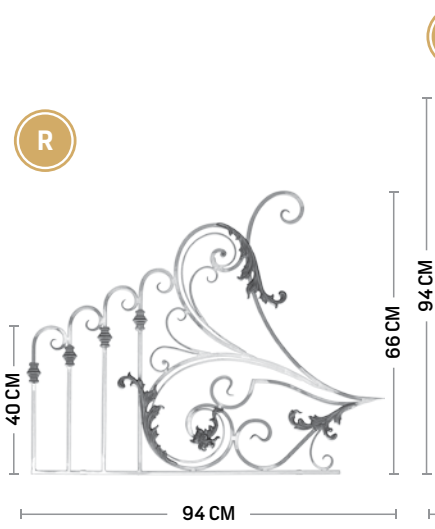
2127

Weight:12.5 KG

R



WROUGHT IRON PREDESIGNED GATES PARTS



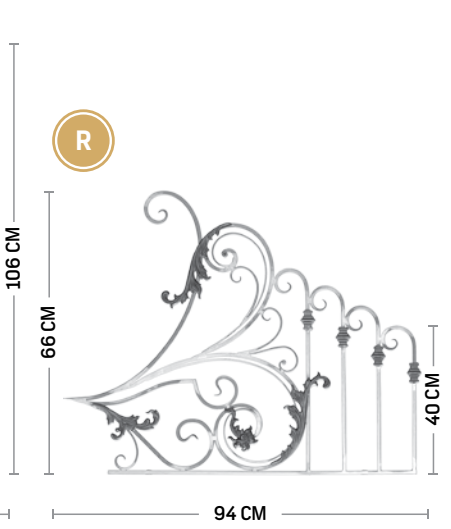
1001

Weight:8.66 KG



1008

Weight:24.35 KG



1002

Weight:8.66 KGt



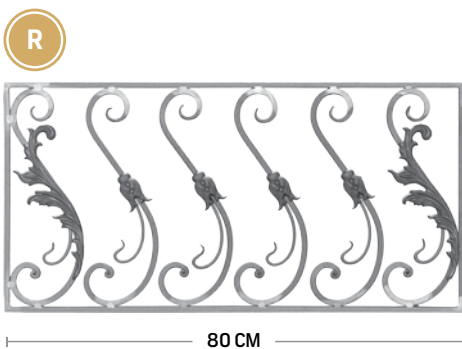
2119

Weight:31.7 KG



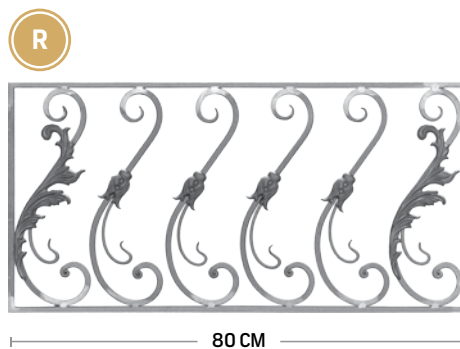
2112

Weight:5.47 KG



2125


Weight:7.15 KG



2124

Weight:7.15 KG


N



2114

Weight: 30.55 KG

N



2115

Weight: 26.3 KG

WROUGHT IRON
PREDESIGNED GATES PARTS


N



2116

Weight: 26.8 KG

N



2117

Weight: 32.27 KG

**WROUGHT IRON
PREDESIGNED GATES PARTS**



1588 Weight:34 KG



1589 Weight:34 KG



1582 **1583**



Weight:18 KG




1580 **1581**



Weight:23.6 KG


WROUGHT IRON PREDESIGNED GATES PARTS



1596 Weight:25.82 KG




1584 Weight:28.95 KG



1585 Weight:28.95 KG




1592



1593

Weight:14.75 KG

**WROUGHT IRON
PREDESIGNED GATES PARTS**



1597 Weight:22.94 KG



1586 Weight:35 KG




1587 Weight:35 KG

WROUGHT IRON PREDESIGNED GATES PARTS

505

Weight:4.53 KG


R



506

Weight:4.53 KG

R



60 CM

40 CM

515

Weight:9.96 KG

R

R



80 CM

80 CM

1340

1341

Weight:26.6 KG

R

R



60 CM

60 CM

160 CM

1348

1349


Weight:22.3 KG

**WROUGHT IRON
PREDESIGNED GATES PARTS**




1461

Weight:37.7 KG



1460

Weight:37.7 KG




1468

Weight:24.5 KG



1466


Weight:24.45 KG



1467

Weight:24.5 KG


WROUGHT IRON PREDESIGNED GATES PARTS




1464 Weight:13.66 KG

1450 Weight:35.7 KG

1463 Weight:13.66 KG




1440 Weight:16.67 KG




1454 Weight:11.34 KG


**WROUGHT IRON
PREDESIGNED GATES PARTS**




1441 Weight:25.9 KG




1481 Weight:9.26 KG




1469 Weight:22.4 KG



1459 Weight:18.2 KG




1462 Weight:16.15 KG



1480 Weight:12.16 KG

WROUGHT IRON PREDESIGNED GATES PARTS




1060

Weight:26.62 KG



1062


Weight:19.56 KG



1123


Weight:15.07 KG

**WROUGHT IRON
PREDESIGNED GATES PARTS**

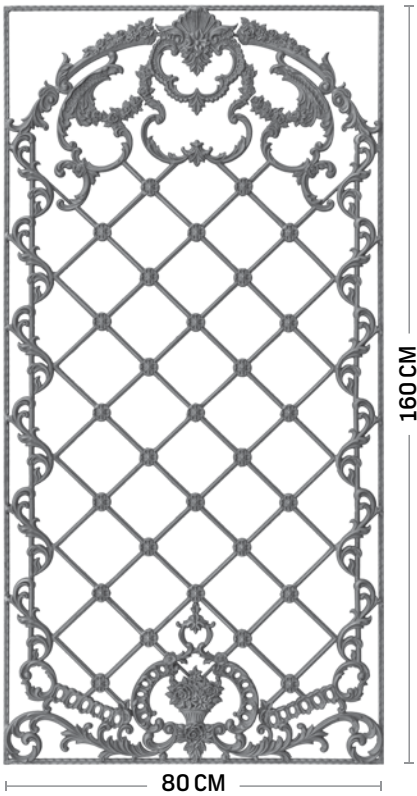


1419 Weight:38.56 KG


1417 Weight:19.3 KG



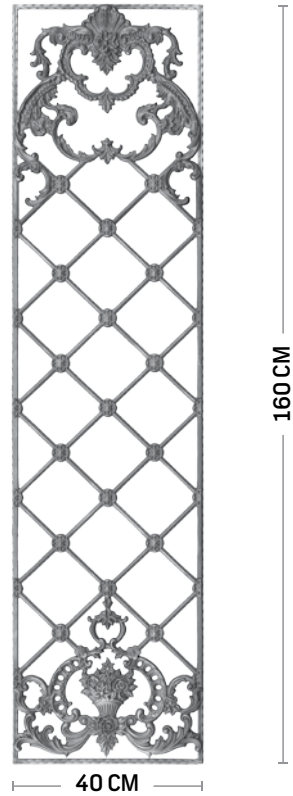
1416 Weight:7.82 KG



1412 Weight:23.32 KG




1413 Weight:20.94 KG




1418 Weight:13.38 KG

WROUGHT IRON PREDESIGNED GATES PARTS




1414 Weight:30.96 KG



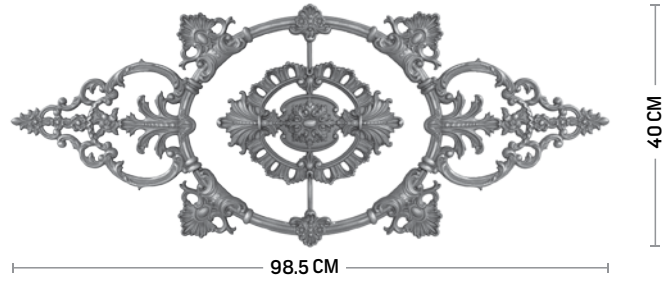
1415 Weight:40.46 KG




**WROUGHT IRON
PREDESIGNED GATES PARTS**




1488 Weight:35.5 KG




1496 Weight:6.2 KG



1485 Weight:23 KG




1493 Weight:21 KG




1495 Weight:14.5 KG

WROUGHT IRON PREDESIGNED GATES PARTS




1489

Weight:38 KG



1487

Weight:24.5 KG



1957


Weight:23.24 KG



1224

Weight:40.5 KG


R




1225

Weight:40.5 KG

R




R



1228

Weight:11.21 KG


R



1227

Weight:7.23 KG

R



1235


Weight:11.1 KG




WROUGHT IRON PREDESIGNED GATES PARTS




1234 Weight:34.5 KG



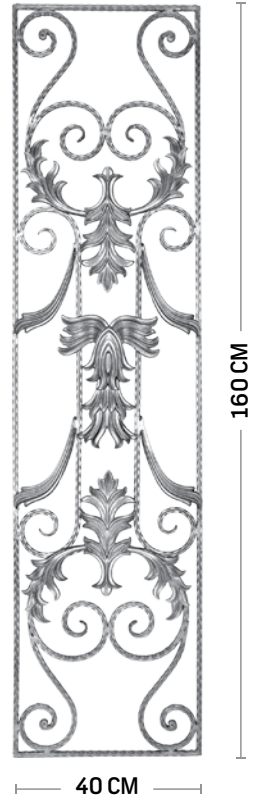
1220 Weight:23.5 KG



1231 Weight:22.57 KG




1232 Weight:20 KG



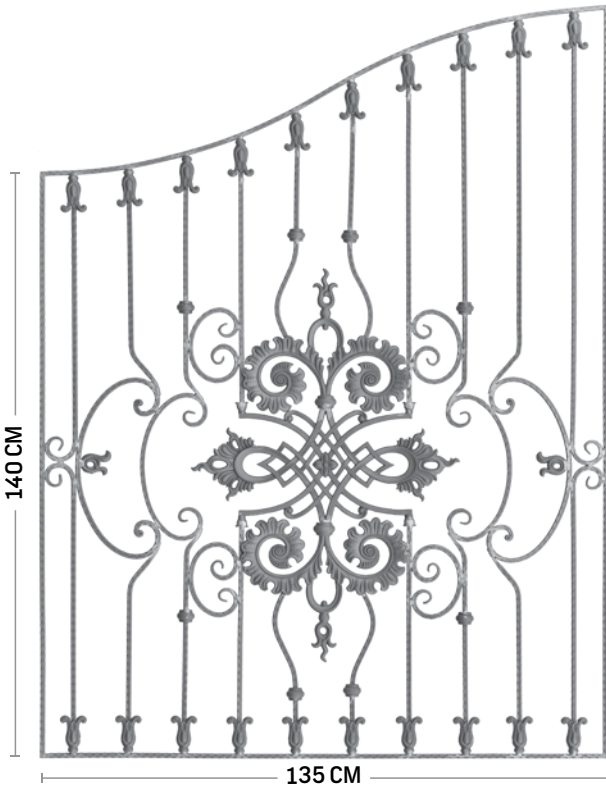
1233 Weight:13.86 KG

R



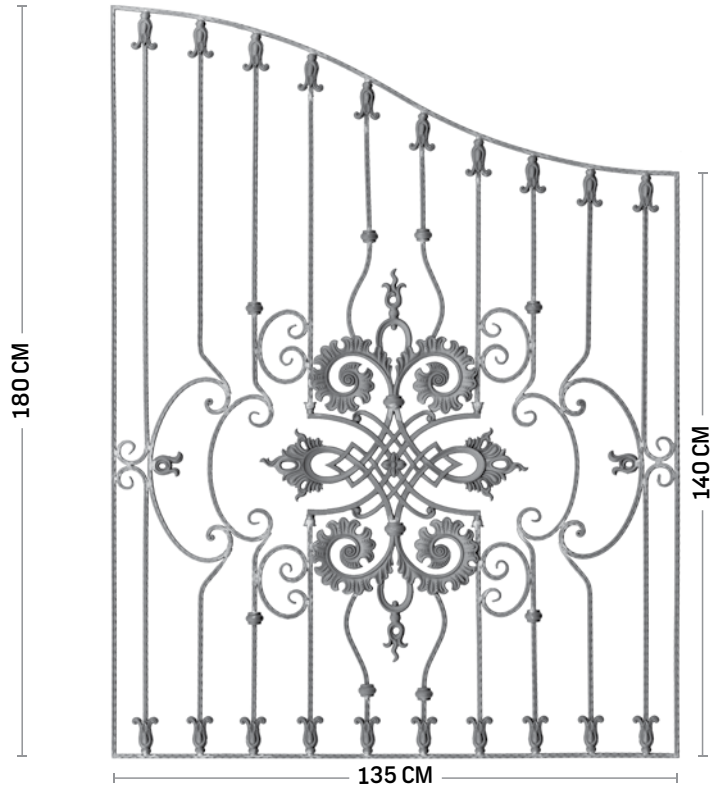
1363

Weight:27.5 KG



1379

Weight:30.18 KG




1378

Weight:30.18 KG


WROUGHT IRON PREDESIGNED GATES PARTS

R




1360

Weight:21.5 KG



1361

Weight:15.8 KG




1366

Weight:11.8KG




R



1373

Weight:8.84 KG


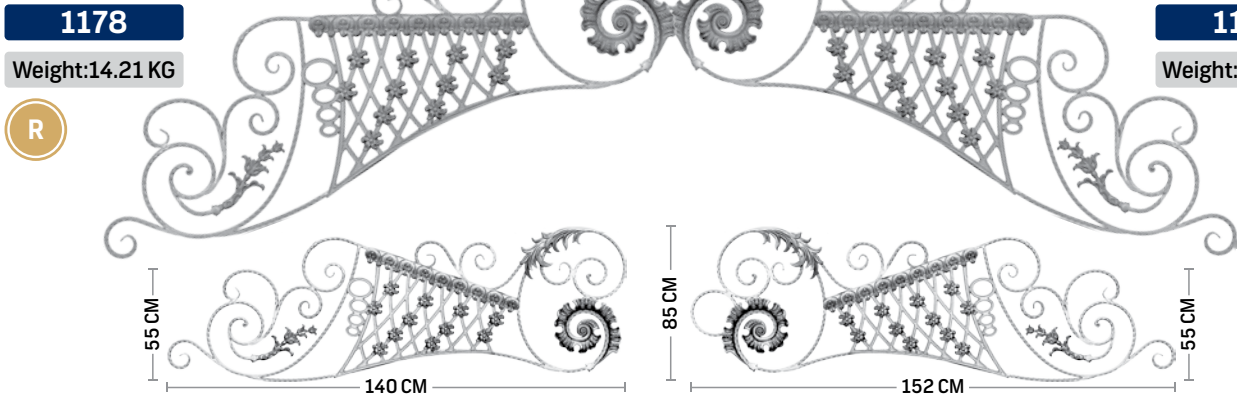

R




1374

Weight:11.45 KG

WROUGHT IRON PREDESIGNED GATES PARTS

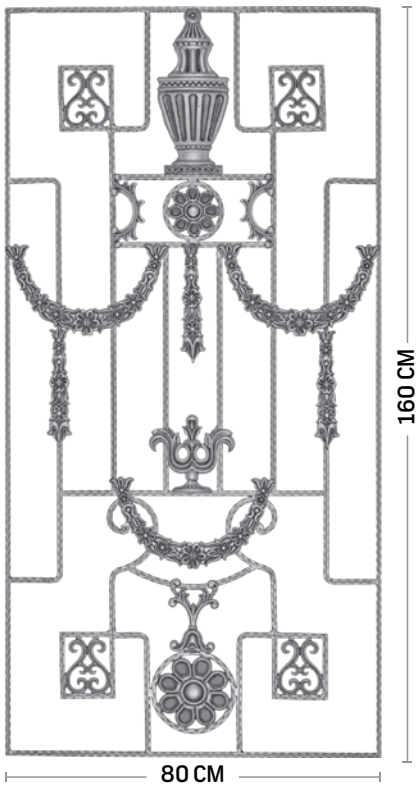


WROUGHT IRON PREDESIGNED GATES PARTS




1103

Weight:31.44 KG



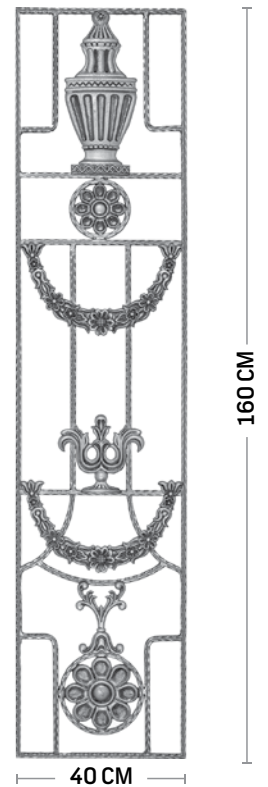
1069

Weight:21.09 KG



1101


Weight:17.36 KG



1102


Weight:12.47 KG

**WROUGHT IRON
PREDESIGNED GATES PARTS**




1094

Weight:31.8 KG




1161

Weight:23.6 KG




1064

Weight:21 KG



1065

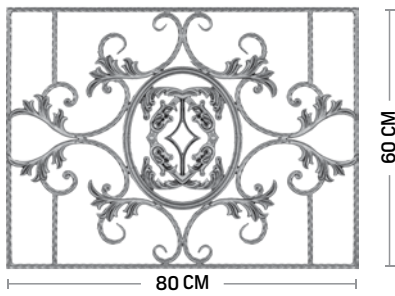
Weight:18.8KG



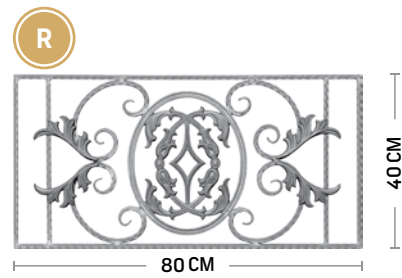
1092

Weight:12.16 KG


WROUGHT IRON PREDESIGNED GATES PARTS




1095 Weight:9.07 KG



1093 Weight:6.73 KG




1074 Weight:12.14 KG




1075 Weight:13.11 KG

**WROUGHT IRON
PREDESIGNED GATES PARTS**




1154

Weight:31.59 KG



1159

Weight:23.5 KG




1155

Weight:20.53 KG



1157


Weight:16.09 KG



1158


Weight:10.42 KG

WROUGHT IRON PREDESIGNED GATES PARTS



1190


Weight:13.07 KG



1191


Weight:10.03 KG

**WROUGHT IRON
PREDESIGNED GATES PARTS**




1435

Weight:37.1 KG




1430

Weight:25.6 KG




1433

Weight:23.6 KG



1432

Weight:22.08 KG



1431

Weight:16.9 KG

WROUGHT IRON PREDESIGNED GATES PARTS

1026

Weight:2.86 KG




1025

Weight:2.86 KG




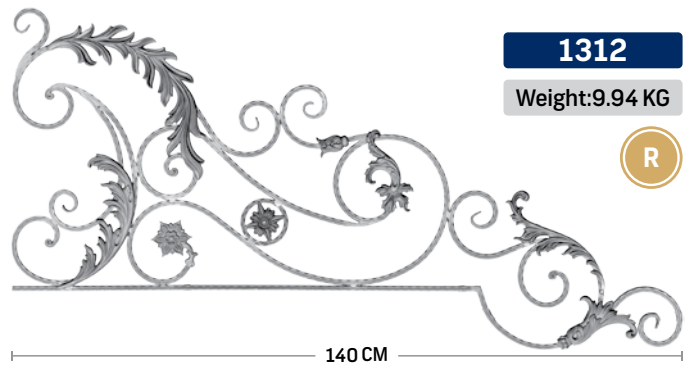
1311

Weight:9.94 KG



1312

Weight:9.94 KG



1437

Weight:17.04 KG



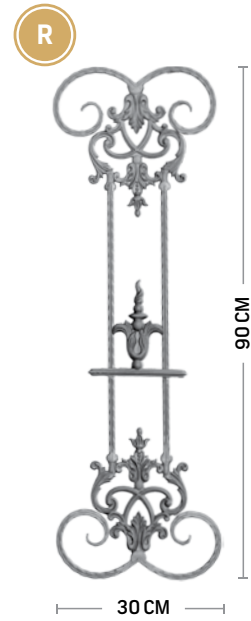
1266

Weight:5.94 KG




1265

Weight:4.1 KG



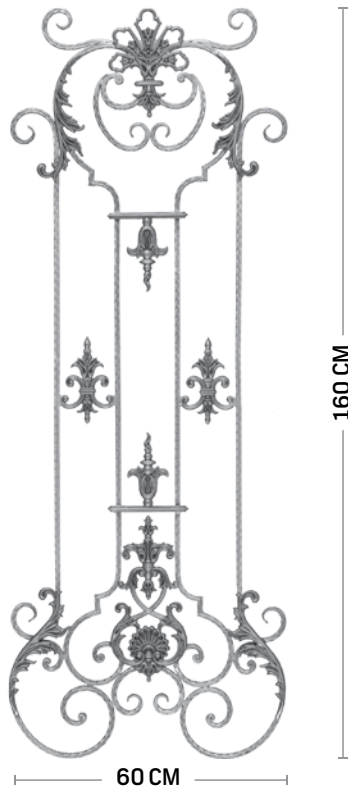
1339

Weight:3.75 KG



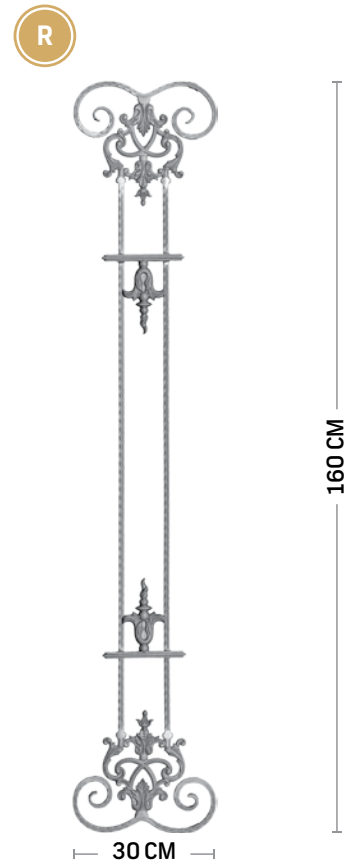
1271

Weight:18.61 KG



1268

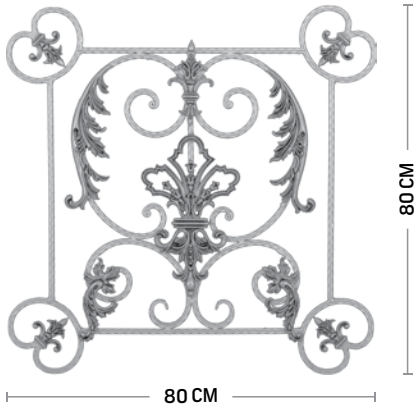
Weight:12.63 KG



1267

Weight:5.36 KG

WROUGHT IRON PREDESIGNED GATES PARTS



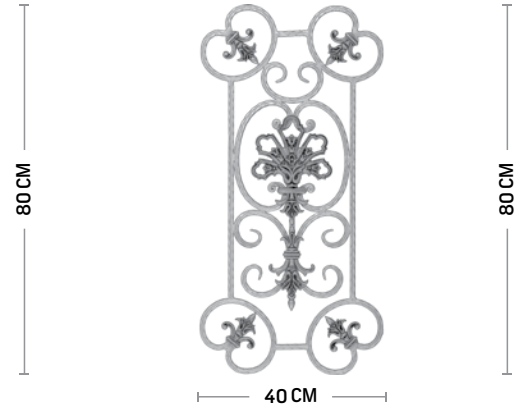
1264

Weight:10 KG




1263

Weight:7.71 KG




1262

Weight:6 KG




1272

Weight:14.8 KG




1476

Weight:11.2 KG



1327





Weight:32 KG




1296

Weight:23.1 KG

**WROUGHT IRON
PREDESIGNED GATES PARTS**




WROUGHT IRON PREDESIGNED GATES PARTS



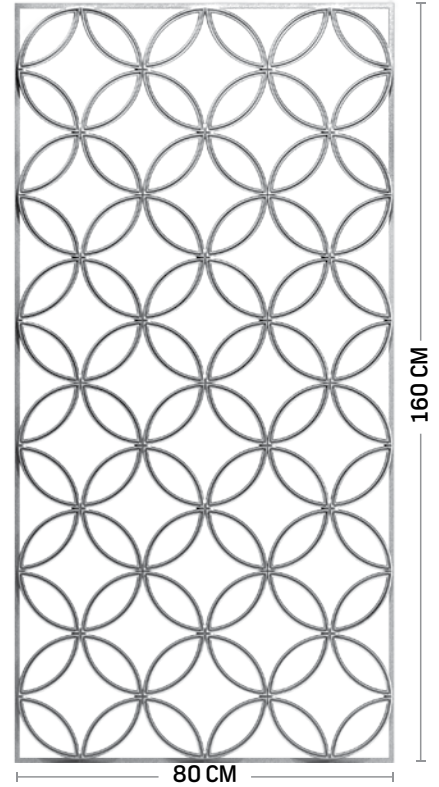
2135

Weight:23.15 KG




1010

Weight:23.41 KG



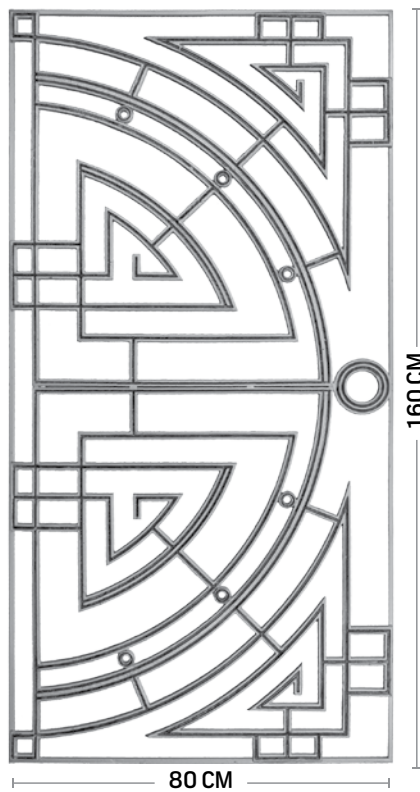
1011

Weight:18.45 KG



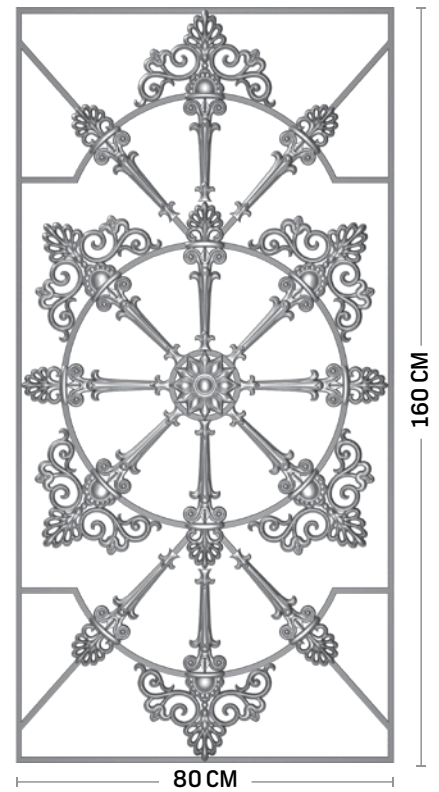
2030

Weight:25.86 KG



2134

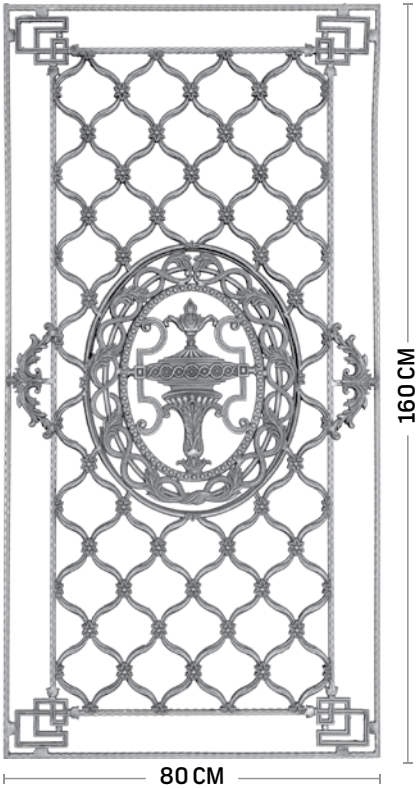
Weight:24.14 KG




1012

Weight:22.32 KG

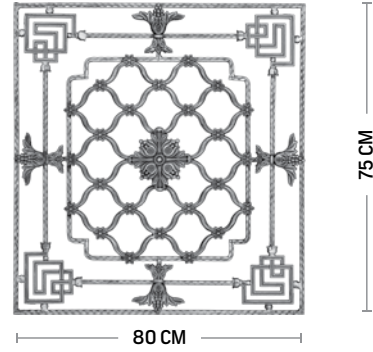
**WROUGHT IRON
PREDESIGNED GATES PARTS**



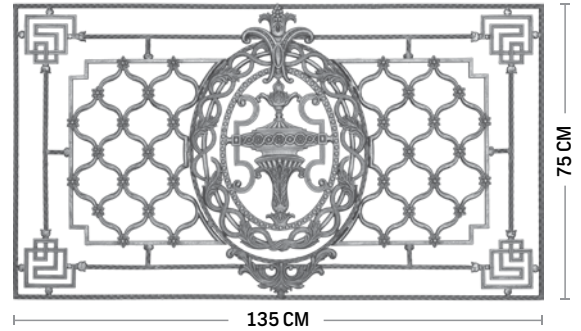
2065 Weight:25.3 KG



2066 Weight:20.99 KG




2062 Weight:12.14 KG




2063 Weight:21.84 KG




1286 Weight:9.75 KG



952 Weight:4.98 KG



1290 Weight:6.89 KG




962 Weight:4.78 KG

WROUGHT IRON PREDESIGNED GATES PARTS




1304

Weight:25.75 KG




1314

Weight:21.65 KG




1313

Weight:16.14 KG




1560

Weight:25.2 KG



1563


Weight:20.15 KG



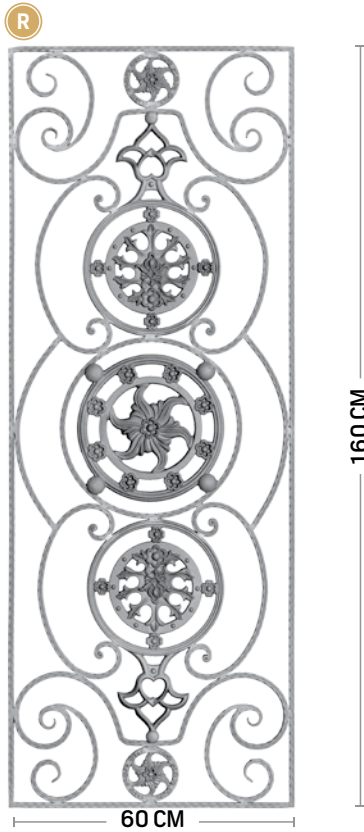
2160

Weight:25.5 KG

**WROUGHT IRON
PREDESIGNED GATES PARTS**



1240 Weight:24.3 KG




1242 Weight:19.34 KG




1289 Weight:11.3 KG




1359 Weight:7.67 KG



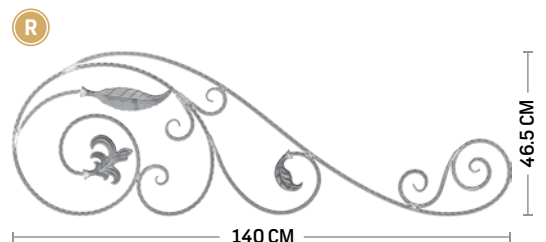
1960 Weight:27.41 KG



1078 Weight:20.5 KG

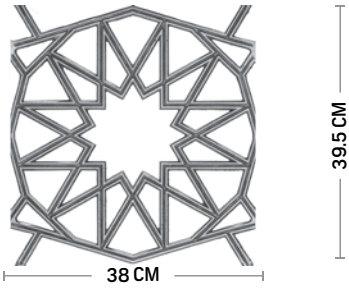


1086 Weight:3.53 KG




1085 Weight:5.58 KG

WROUGHT IRON PREDESIGNED GATES PARTS




1016

Weight:2.6 KG



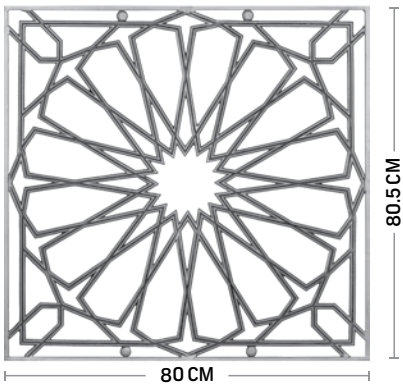
1117

Weight:21.5 KG




2016

Weight:13.33 KG




1405

Weight:12.47 KG



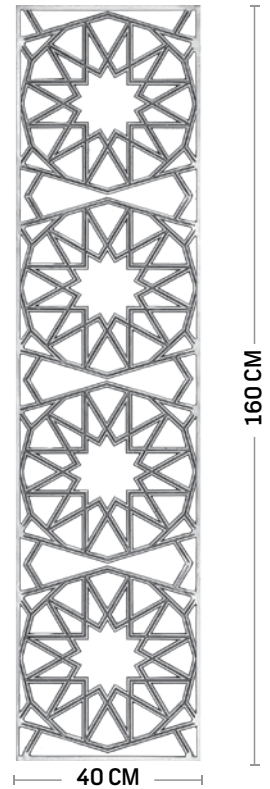
1401

Weight:23.95 KG



1407

Weight:17.64 KG




1402

Weight:13.95 KG

**WROUGHT IRON
PREDESIGNED GATES PARTS**



1287 Weight:10.36 KG




246 Weight:3.47 KG



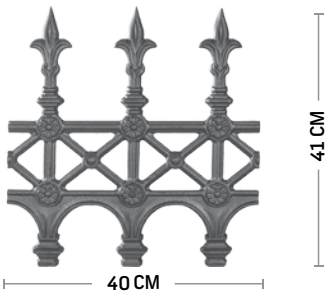
1041 Weight:7.93 KG




1145 Weight:3.76 KG



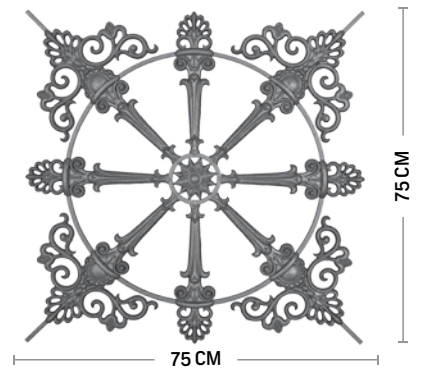
904 Weight:13.73 KG



1798 Weight:3.37 KG



1799 Weight:2.22 KG



1013 Weight:9.84 KG



Panelis

PANELS
HAMMERED PANELS




1292 Weight:6.3 KG



913 Weight:6.16 KG




1294 Weight:7.02 KG




1411 Weight:5 KG

PANELS HAMMERED PANELS




1007 Weight:4.95 KG



919 Weight:4.71 KG




1009 Weight:4.07 KG



1004 Weight:4.98 KG



964 Weight:3.12 KG




944 Weight:2.95 KG


PANELS
HAMMERED PANELS




240 Weight: 6.3 KG



269 Weight: 5.42 KG




1319 Weight: 9.21 KG



180 Weight: 4.93 KG




181 Weight: 4.93 KG




248 Weight: 6.45 KG

PANELS HAMMERED PANELS



104 Weight:2.97 KG



105 Weight:2.86 KG




232 Weight:2.95 KG



244 Weight:2.36 KG




243 Weight:2.36 KG




231 Weight:2.12 KG
222 Weight:2.2 KG

PANELS
HAMMERED PANELS


⌈: Height | —: Width | †: Thickness | ∅: Diameter




189 Weight: 10.15 KG



188 Weight: 5 KG




182 Weight: 6.55 KG



2058 Weight: 15.41 KG



242 Weight: 2.6 KG



1323 Weight: 7.48 KG
1423 Weight: 4.3 KG

PANELS HAMMERED PANELS



90 CM | 80 CM

229

Weight:1.88 KG

239

Weight:1.96 KG

19.5 CM



90 CM | 75 CM

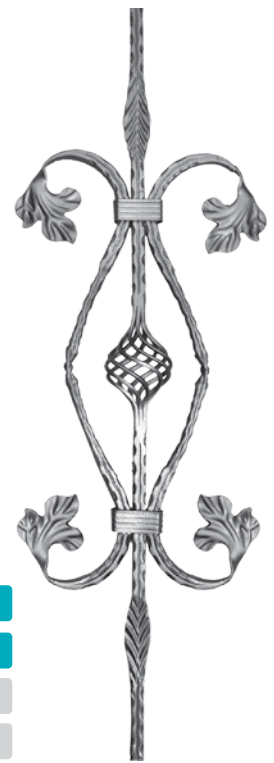
237

Weight:1.94 KG

238

Weight:2.06 KG

30 CM



90 CM | 75 CM

228

Weight:1.73 KG

218

Weight:1.91 KG

22 CM



90 CM | 75 CM


1283

Weight:2.22 KG

1284

Weight:2.3 KG

21 CM



90 CM | 80 CM

474

Weight:3.29 KG

364

Weight:3.39 KG

30 CM



90 CM | 75 CM

1199

Weight:5 KG

1197

Weight:6 KG

30 CM

PANELS
HAMMERED PANELS



1046
Weight:2.11 KG
1207
Weight:2.23 KG

23 CM

90 CM | 75 CM



1024
Weight:2.56 KG
1204
Weight:2.68 KG

23 CM

90 CM | 75 CM



1044
Weight:2.23 KG
1205
Weight:2.35 KG

22.5 CM

90 CM | 75 CM



1021
Weight:2.13 KG
1202
Weight:2.37 KG

18.5 CM


90 CM | 75 CM



1022
Weight:4 KG
1203
Weight:4.1 KG

30 CM

90 CM | 75 CM











1020
Weight:2.03 KG
1201
Weight:2.15 KG

22.5 CM

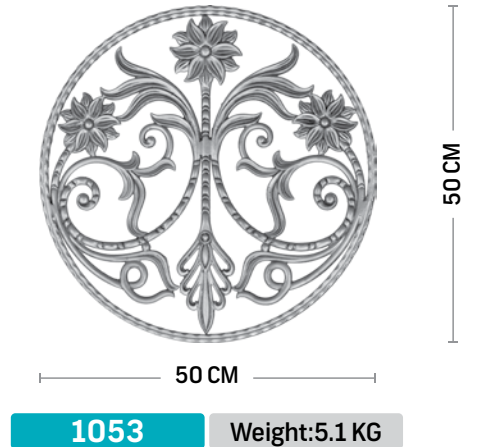


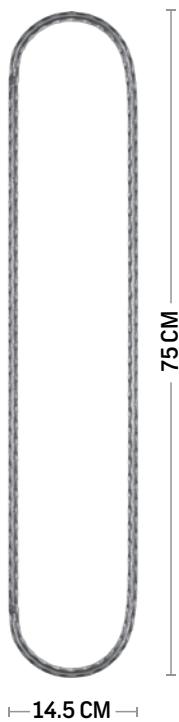
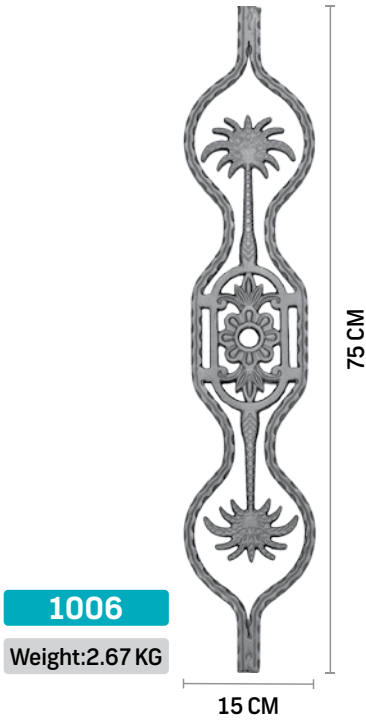
90 CM | 75 CM

PANELS HAMMERED PANELS

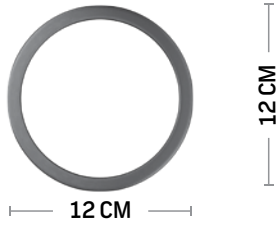
 <p>1278 Weight: 2.75 KG</p> <p>1279 Weight: 3.07 KG</p> <p>21 CM</p>	 <p>337 Weight: 1.62 KG</p> <p>336 Weight: 1.76 KG</p> <p>22 CM</p>	 <p>404 Weight: 1.5 KG</p> <p>304 Weight: 1.62 KG</p> <p>22 CM</p>	 <p>R</p> <p>90 CM 75 CM</p> <p>22 CM</p>
---	--	---	--

 <p>433 Weight: 1.51 KG</p> <p>363 Weight: 1.81 KG</p> <p>21 CM</p>	 <p>428 Weight: 1.02 KG</p> <p>368 Weight: 1.37 KG</p> <p>14 CM</p>	 <p>1027 Weight: 1.31 KG</p> <p>1208 Weight: 1.43 KG</p> <p>11 CM</p>	 <p>90 CM 75 CM</p>
--	---	---	--


PANELS
HAMMERED PANELS




PANELS ORNAMENTAL ELEMENTS



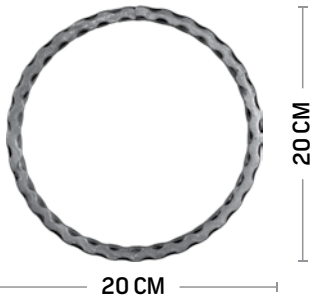
300 Weight:0.29 KG



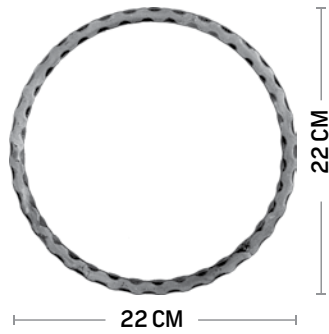
301 Weight:0.27 KG




302 Weight:0.37 KG




375 Weight:0.47 KG




376 Weight:0.52 KG




631 Weight:0.08 KG



634 Weight:0.05 KG



632 Weight:0.05 KG



635 Weight:0.02 KG






378 Weight:1.27 KG



264 Weight:0.63 KG



377 Weight:0.63 KG



935 Weight:1.3 KG



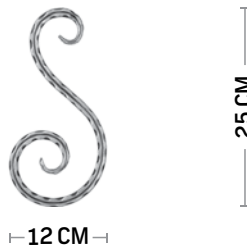
987 Weight:1.26 KG



958 Weight:0.52 KG




365 Weight:0.52 KG



366 Weight:0.46 KG



957 Weight:0.5 KG



294 Weight:0.55 KG




295 Weight:0.55 KG



984 Weight:0.38 KG

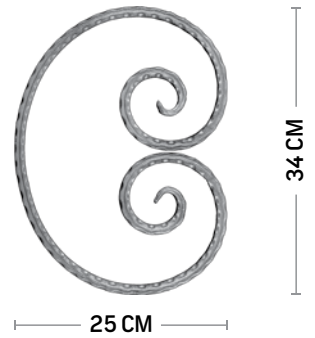
PANELS C-SCROLL




287 Weight:1.38 KG



285 Weight:1.16 KG



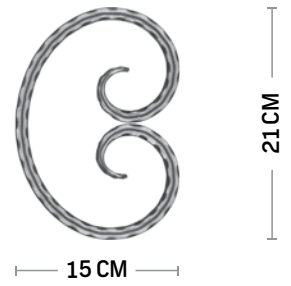
284 Weight:1.13 KG



288 Weight:0.69 KG



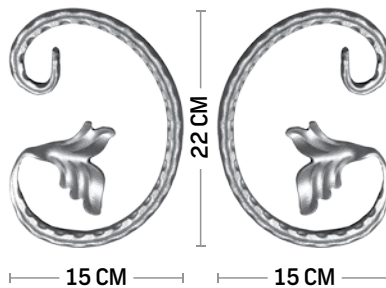
202 Weight:0.49 KG



283 Weight:0.54 KG

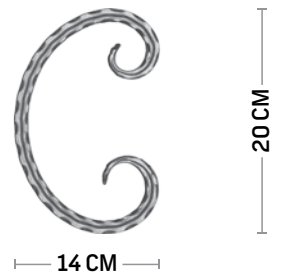


296 Weight:0.62 KG



297 **298**

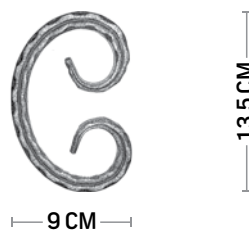
Weight:0.44 KG



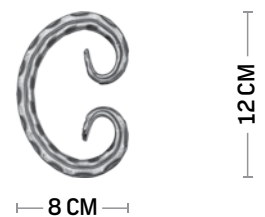
289 Weight:0.38 KG



266 Weight:0.29 KG



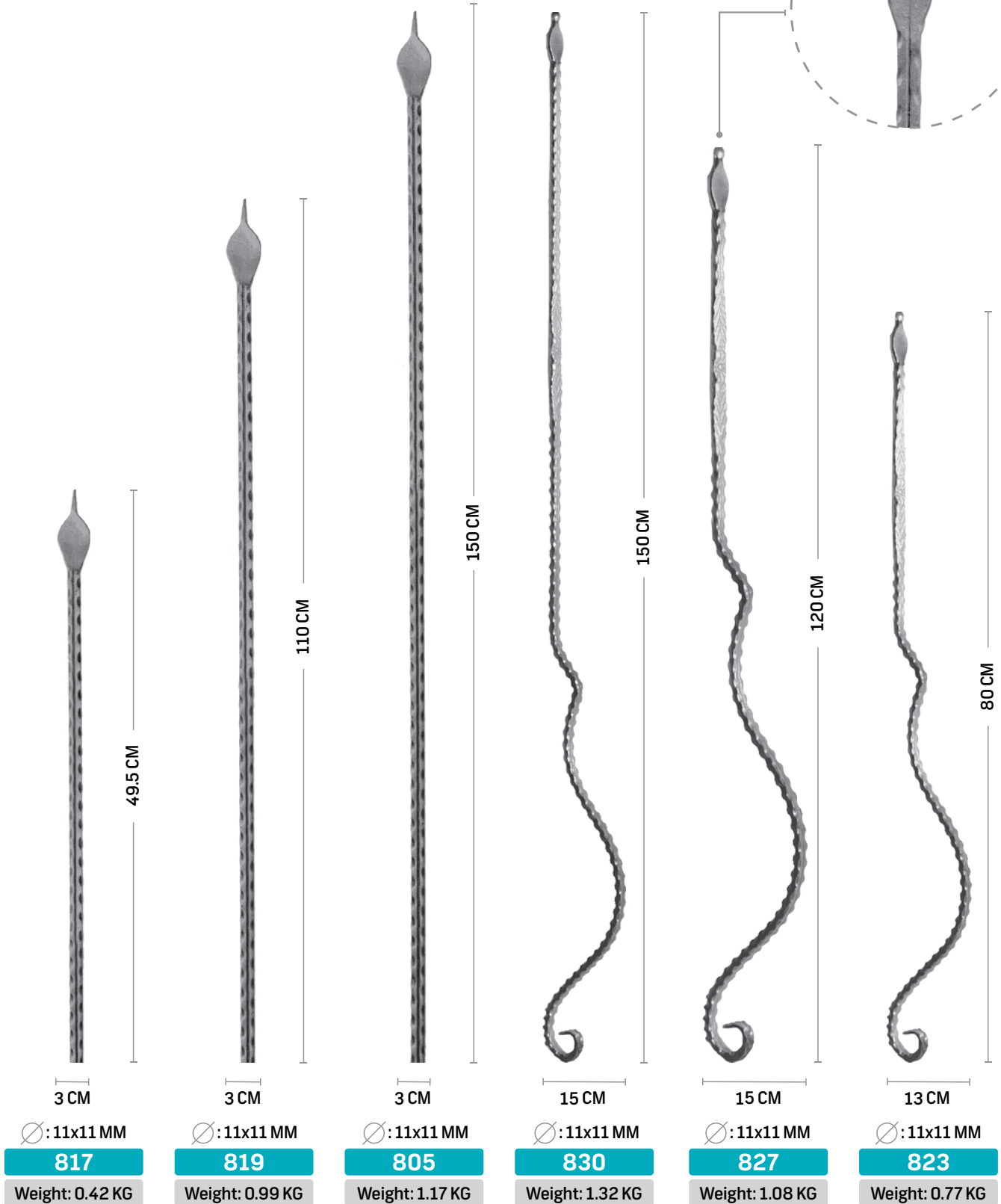
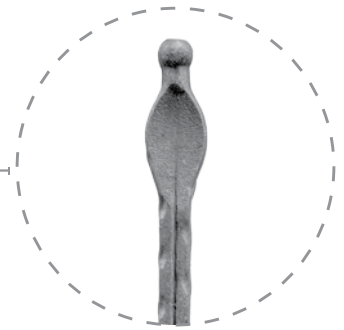
267 Weight:0.29 KG



254 Weight:0.24 KG


**PANELS
STRAIGHT SCROLL**

I : Height — : Width † : Thickness ∅ : Diameter



PANELS STRAIGHT SCROLL


| : Height
 | : Width
 + : Thickness
 ∅ : Diameter



∅: 11x11 MM

804


Weight: 1.27 KG



∅: 11x11 MM

818


Weight: 0.93 KG



∅: 11x11 MM

802

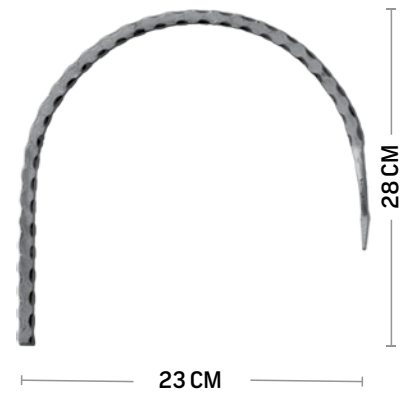
Weight: 0.38 KG



∅: 11x11 MM

801

Weight: 0.43 KG



∅: 11x11 MM

803


Weight: 0.51 KG



Baluster

BALUSTER CAST IRON

N



1686

Weight:1.49 KG

1687

Weight:1.87 KG

13 CM

90 CM | 75 CM

N



1675

Weight:1.77 KG

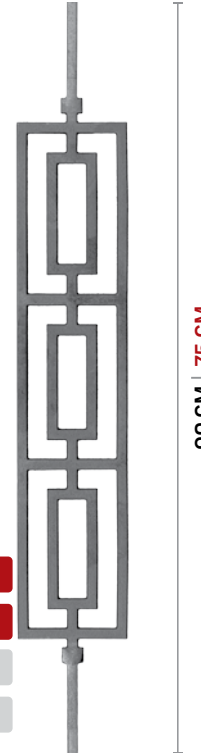
1677

Weight:1.88 KG

11 CM

90 CM | 75 CM

N



1683

Weight:1.77 KG


1697

Weight:1.88 KG

13 CM

90 CM | 75 CM

N



1698

Weight:0.99 KG

1699

Weight:1.1 KG

9 CM

90 CM | 75 CM

N



1670

Weight:1.04 KG

1676

Weight:1.15 KG

9 CM

90 CM | 75 CM

N



1678

Weight:1.06 KG


1696

Weight:1.17 KG

9 CM

90 CM | 75 CM

**BALUSTER
CAST IRON**



90 CM | 75 CM

1688
Weight:1.72 KG
1689
Weight:1.84 KG


13 CM



90 CM | 75 CM

1668
Weight:1.48 KG
1669
Weight:1.61 KG

11 CM



90 CM | 75 CM

1666
Weight:1.31 KG
1667
Weight:1.43 KG

13 CM



90 CM | 75 CM

1638
Weight:1.42 KG
1639
Weight:1.54 KG

11.7 CM



90 CM | 75 CM

1654
Weight:1.08 KG
1655
Weight:1.2 KG

9 CM




90 CM | 75 CM

1656
Weight:1.07 KG
1657
Weight:1.19 KG

11.5 CM

BALUSTER CAST IRON




90 CM

1525

Weight:2.9 KG

19 CM



90 CM

1523

Weight:3.7 KG

19 CM



90 CM

1520

Weight:2.91 KG

20 CM




90 CM

1535

Weight:2.85 KG

21 CM



90 CM

1504

Weight:3.53 KG

22 CM




90 CM

1506

Weight:3.52 KG

19 CM

**BALUSTER
CAST IRON**



90 CM

1524

Weight: 2.6 KG

18 CM




90 CM

1534

Weight: 3.36 KG

20 CM




90 CM

1533

Weight: 3.04 KG

19 CM



90 CM

1526

Weight: 2.31 KG

18 CM




90 CM

1531

Weight: 2.61 KG

18 CM




90 CM

1521

Weight: 1.92 KG

14 CM

BALUSTER CAST IRON



1570

Weight:4.65 KG

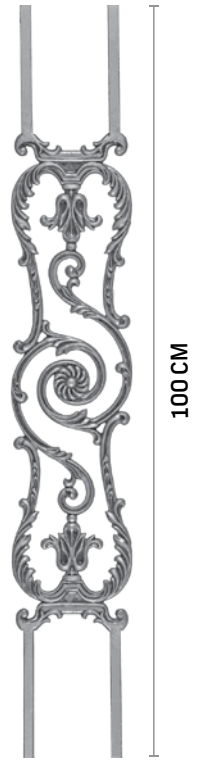
23.5 CM



1502

Weight:4.04 KG


18 CM



1503

Weight:4.1 KG

15.5 CM



1539

Weight:3.65 KG

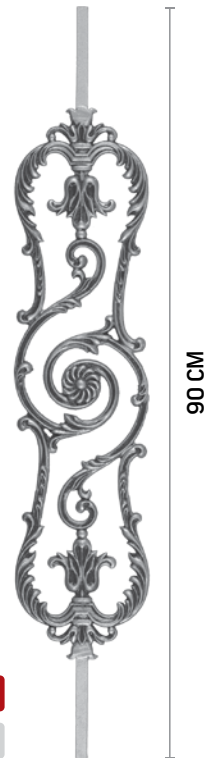
21.5 CM



1508

Weight:3.16 KG

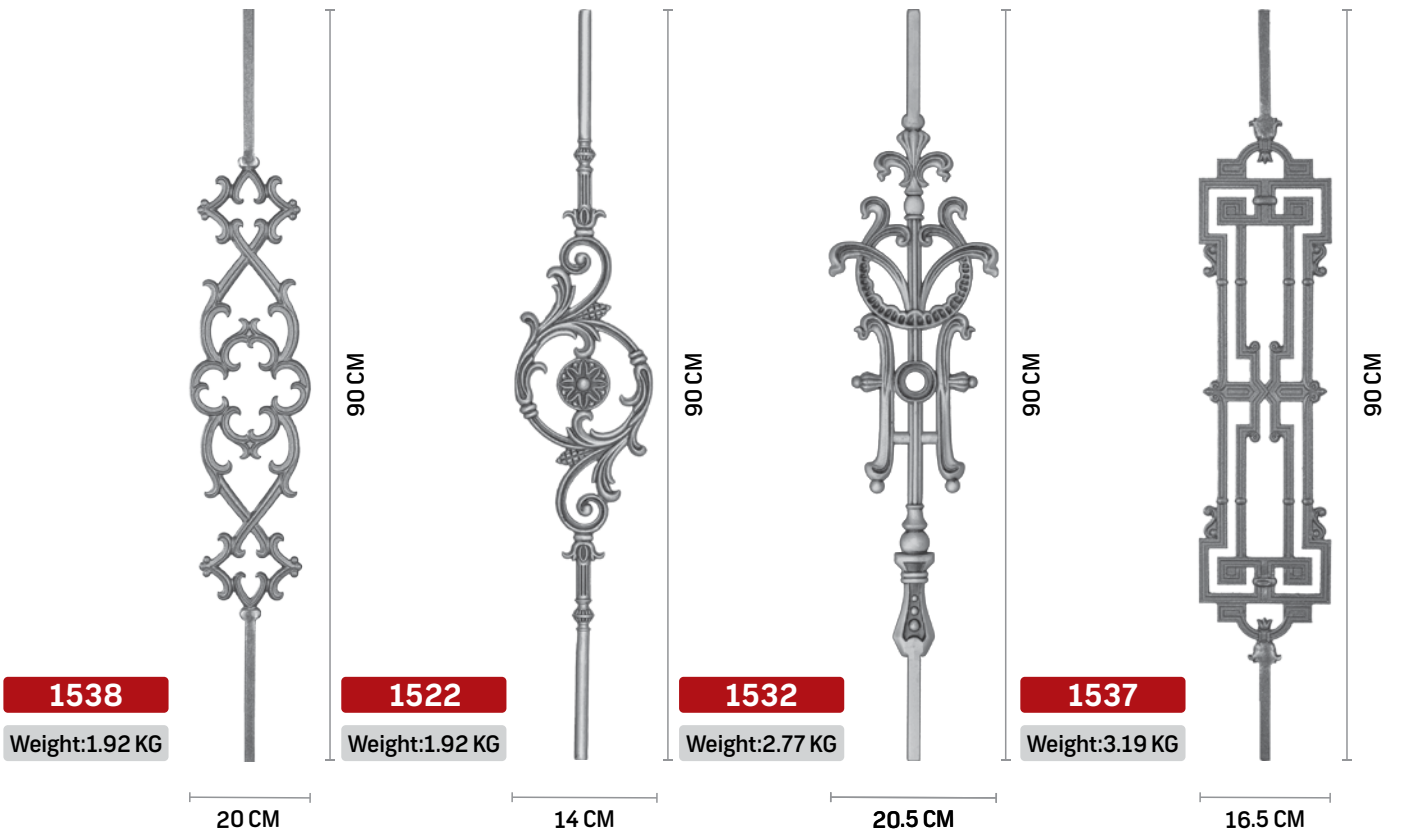

18 CM







1509





Weight:3.11 KG

15.5 CM

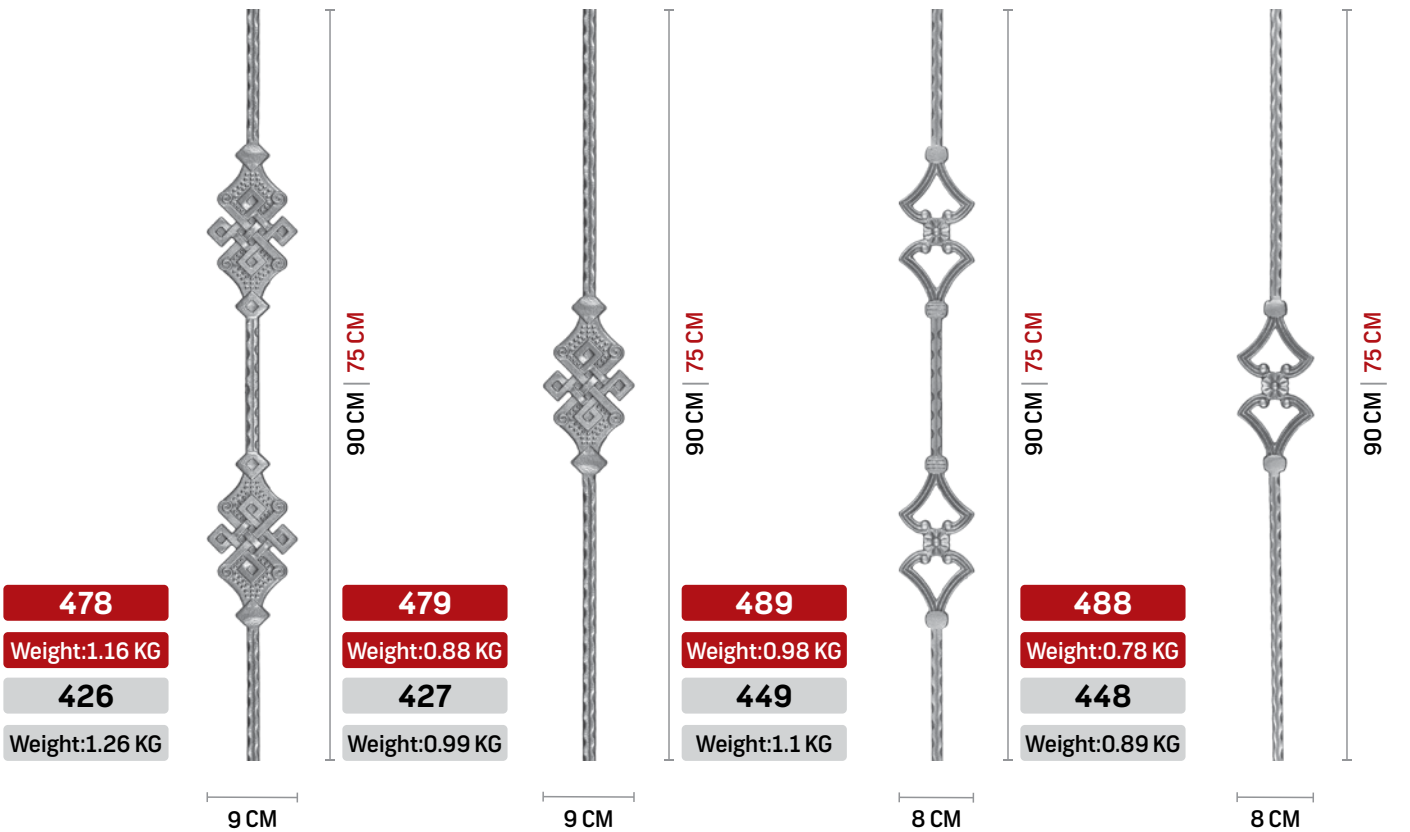
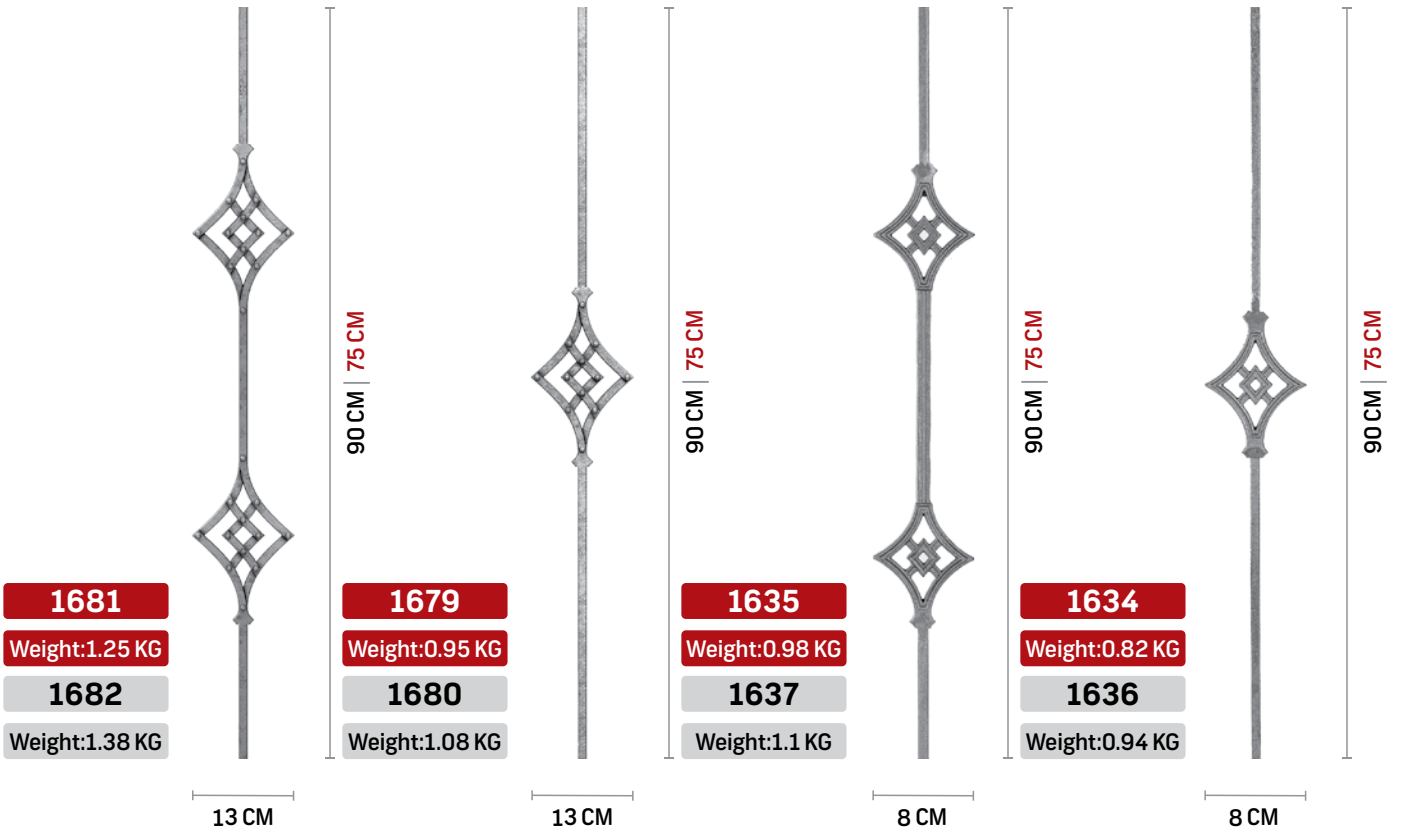


BALUSTER CAST IRON





			
<p>1631 Weight:1.04 KG 1633 Weight:1.19 KG</p>	<p>1630 Weight:0.92 KG 1632 Weight:1.04 KG</p>	<p>484 Weight:0.92 KG 436 Weight:1.03 KG</p>	<p>485 Weight:0.76 KG 437 Weight:0.87 KG</p>
90 CM 75 CM 9 CM	90 CM 75 CM 9 CM	90 CM 75 CM 10 CM	90 CM 75 CM 10 CM





			
<p>1620 Weight:1.28 KG 1622 Weight:1.41 KG</p>	<p>1619 Weight:0.98 KG 1621 Weight:1.1 KG</p>	<p>1673 Weight:1.17 KG 1674 Weight:1.28 KG</p>	<p>1671 Weight:0.91 KG 1672 Weight:1.03 KG</p>
90 CM 75 CM 9 CM	90 CM 75 CM 9 CM	90 CM 75 CM 9.5 CM	90 CM 75 CM 9.5 CM

**BALUSTER
CAST IRON**











BALUSTER CAST IRON

			
<p>492 Weight:0.82 KG 452 Weight:0.95 KG</p>	<p>493 Weight:0.71 KG 460 Weight:0.83 KG</p>	<p>490 Weight:1.1 KG 450 Weight:1.21 KG</p>	<p>491 Weight:0.83 KG 451 Weight:0.98 KG</p>
90 CM 75 CM 9 CM	90 CM 75 CM 9 CM	90 CM 75 CM 9 CM	90 CM 75 CM 9 CM

			
<p>477 Weight:0.85 KG 425 Weight:0.97 KG</p>	<p>476 Weight:0.71 KG 424 Weight:0.85 KG</p>	<p>482 Weight:1.12 KG 434 Weight:1.29 KG</p>	<p>483 Weight:0.86 KG 435 Weight:0.98 KG</p>
90 CM 75 CM 6 CM	90 CM 75 CM 6 CM	90 CM 75 CM 7.5 CM	90 CM 75 CM 7.5 CM

**BALUSTER
CAST IRON**

<p>486 Weight:0.83 KG</p> <p>438 Weight:0.95 KG</p>		<p>90 CM 75 CM</p>	<p>487 Weight:0.72 KG</p> <p>439 Weight:0.85 KG</p>		<p>90 CM 75 CM</p>	<p>456 Weight:0.81 KG</p> <p>419 Weight:0.93 KG</p>		<p>90 CM 75 CM</p>	<p>455 Weight:0.72 KG</p> <p>418 Weight:0.84 KG</p>		<p>90 CM 75 CM</p>
5 CM			5 CM			5 CM			5 CM		





<p>480 Weight:0.93 KG</p> <p>429 Weight:1.05 KG</p>		<p>90 CM 75 CM</p>	<p>481 Weight:0.75 KG</p> <p>432 Weight:0.86 KG</p>		<p>90 CM 75 CM</p>	<p>447 Weight:0.98 KG</p> <p>417 Weight:1.09 KG</p>		<p>90 CM 75 CM</p>	<p>446 Weight:0.79 KG</p> <p>416 Weight:0.88 KG</p>		<p>90 CM 75 CM</p>
9 CM			9 CM			7 CM			7 CM		





BALUSTER CAST IRON

<p>1604 Weight:0.96 KG</p> <p>1603 Weight:1.12 KG</p>	<p>90 CM 75 CM</p> <p>1602 Weight:0.95 KG</p> <p>1601 Weight:1.08 KG</p>	<p>90 CM 75 CM</p> <p>1644 Weight:1.01 KG</p> <p>1645 Weight:1.13 KG</p>	<p>90 CM 75 CM</p> <p>350 Weight:0.65 KG</p>
10 CM	10 CM	9 CM	7 CM





<p>312 Weight:1.34 KG</p> <p>313 Weight:1.47 KG</p>	<p>90 CM 75 CM</p> <p>307 Weight:1.2 KG</p> <p>308 Weight:1.29 KG</p>	<p>90 CM 75 CM</p> <p>309 Weight:1.37 KG</p> <p>311 Weight:1.47 KG</p>	<p>90 CM 75 CM</p> <p>1646 Weight:1.17 KG</p> <p>1647 Weight:1.29 KG</p>
10 CM	10.5 CM	10.5 CM	7.5 CM





**BALUSTER
CAST IRON**

<p>1623 Weight:0.97 KG</p> <p>1624 Weight:1.1 KG</p>	 <p>90 CM 75 CM</p> <p>9 CM</p>	<p>410 Weight:1.26 KG</p> <p>413 Weight:1.37 KG</p>	 <p>90 CM 75 CM</p> <p>9 CM</p>	<p>1607 Weight:1.26 KG</p> <p>1608 Weight:1.48 KG</p>	 <p>90 CM 75 CM</p> <p>8.5 CM 10 CM</p>	<p>1609 Weight:1.19 KG</p> <p>1610 Weight:1.5 KG</p>	 <p>90 CM 75 CM</p> <p>8.5 CM 10 CM</p>
--	---	---	---	---	--	--	---

<p>406 Weight:1.07 KG</p> <p>402 Weight:1.22 KG</p>	 <p>90 CM 75 CM</p> <p>8 CM</p>	<p>499 Weight:1.2 KG</p> <p>466 Weight:1.17 KG</p>	 <p>90 CM 75 CM</p> <p>9 CM</p>	<p>498 Weight:0.97 KG</p> <p>465 Weight:1.07 KG</p>	 <p>90 CM 75 CM</p> <p>6.5 CM</p>	<p>1611 Weight:1.14 KG</p> <p>1612 Weight:1.43 KG</p>	 <p>90 CM 75 CM</p> <p>7.5 CM 10 CM</p>
---	--	--	--	---	---	---	--

BALUSTER CAST IRON

<p>405 Weight:1.1 KG 401 Weight:1.22 KG</p>	 7CM	<p>90 CM 75 CM</p>	<p>335 Weight:1.24 KG 334 Weight:1.37 KG</p>	 7CM	<p>90 CM 75 CM</p>	<p>1628 Weight:0.85 KG 1629 Weight:0.98 KG</p>	 7CM	<p>90 CM 75 CM</p>	<p>1615 Weight:1.45 KG 1616 Weight:1.52 KG</p>	 10CM	<p>90 CM 75 CM</p>
---	---	----------------------	--	---	----------------------	--	---	----------------------	--	--	----------------------

<p>496 Weight:0.96 KG 461 Weight:1.09 KG</p>	 7CM	<p>90 CM 75 CM</p>	<p>305 Weight:1.09 KG 306 Weight:1.23 KG</p>	 9 CM	<p>90 CM 75 CM</p>	<p>497 Weight:0.93 KG 464 Weight:1.05 KG</p>	 6.5 CM	<p>90 CM 75 CM</p>	<p>1640 Weight:1.05 KG 1641 Weight:1.17 KG</p>	 9.5 CM	<p>90 CM 75 CM</p>
--	--	----------------------	--	---	----------------------	--	---	----------------------	--	---	----------------------

**BALUSTER
CAST IRON**



90 CM | 75 CM

454
Weight:1.5 KG
398
Weight:1.66 KG

6 CM



90 CM | 75 CM

445
Weight:1.11 KG
345
Weight:1.24 KG

6 CM



90 CM | 75 CM

430
Weight:0.8 KG
467
Weight:0.91 KG


6 CM



90 CM | 75 CM

453
Weight:1.06 KG
399
Weight:1.18 KG

6 CM



90 CM | 75 CM

444
Weight:0.85 KG
344
Weight:0.96 KG

6 CM











90 CM | 75 CM

431
Weight:0.69 KG
331
Weight:0.81 KG

6 CM

BALUSTER CAST IRON

 <p>1511 Weight:1.64 KG</p> <p>3 CM</p>	 <p>1505 Weight:1.68 KG</p> <p>3 CM</p>	 <p>1512 Weight:1.41 KG</p> <p>3 CM</p>	 <p>1514 Weight:1.72 KG</p> <p>3 CM</p>
90 CM	90 CM	90 CM	90 CM

 <p>1513 Weight:1.29 KG</p> <p>3 CM</p>	 <p>347 Weight:1.23 KG</p> <p>346 Weight:1.35 KG</p> <p>4 CM</p>	 <p>333 Weight:1.22 KG</p> <p>332 Weight:1.34 KG</p> <p>4 CM</p>	 <p>349 Weight:1.42 KG</p> <p>348 Weight:1.52 KG</p> <p>4 CM</p>
90 CM	90 CM 75 CM	90 CM 75 CM	90 CM 75 CM



Post Parts

POST PARTS POST CAPS



9.5X9.5 CM

14.5 CM

122 Weight:1.48 KG



9X9 CM

14.5 CM

687 Weight:0.85 KG



7.5X7.5 CM

9.8 CM

371 Weight:0.68 KG



7.2X7.2 CM

10.5 CM

174 Weight:1.03 KG



10X10 CM

13.2 CM

587 Weight:0.89 KG



5X5 CM

9 CM

536 Weight:0.48 KG



7X7 CM

9.5 CM


166 Weight:0.93 KG



4.7 CM

12.4 CM

532 Weight:0.74 KG



5.7X5.7 CM

9 CM

517 Weight:0.69 KG



4.3 CM

7.5 CM


518 Weight:0.35 KG



5X5 CM

8.2 CM

535 Weight:0.44 KG



4.5X4.5 CM

9 CM

148 Weight:0.40 KG



8.5 CM

13.5 CM

103 Weight:1.38 KG



5.3X5.3 CM

10 CM

502 Weight:0.64 KG



**POST PARTS
POSTS**




1515
Weight:10.05 KG

4X4 CM



1510
Weight:10.41 KG

4X4 CM




1516
Weight:10.05 KG

4X4 CM



1518
Weight:8.13 KG

5X5 CM



1519
Weight:12.57 KG

7X7 CM



1517
Weight:12.18 KG

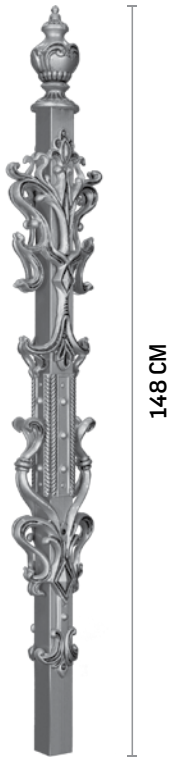
7X7 CM



921
Weight:4.97 KG

30 CM

POST PARTS POSTS



1285
Weight:14.23 KG

5X5 CM

1351
Weight:10.7 KG
1350
Weight:8.78 KG



7X7 CM

1254
Weight:9.46 KG
1253
Weight:8.08 KG



5X5 CM



1252
Weight:9.12 KG
1251
Weight:8.2 KG

5X5 CM

707
Weight:7.62 KG
706
Weight:7.1 KG



5X5 CM

1256
Weight:6.29 KG
1255
Weight:5.83 KG




4X4 CM

**POST PARTS
POST SHOES**

⌈ : Height | : Width ⊕ : Thickness ∅ : Diameter

∅ : 14 X 14 MM




5 X 5 CM

395

Weight: 0.1 KG

∅ : 16 X 16 MM




5.6 X 5.6 CM

604

Weight: 0.14 KG

N

∅ : 20 X 20 MM




5.6 X 5.6 CM

623

Weight: 0.15 KG

N

∅ : 40 X 40 MM




10.5 X 10.5 CM

989

Weight: 0.52 KG

∅ : 50 X 50 MM




11 X 11 CM

1784

Weight: 0.55 KG

∅ : 70 X 70 MM




12.5 X 12.5 CM

324

Weight: 0.65 KG

∅ : 80 X 80 MM

N




14.4 X 14.4 CM

607

Weight: 0.77 KG

∅ : 50 X 50 MM




11 X 11 CM

155

Weight: 0.47 KG

∅ : 50 X 50 MM



12 X 12 CM

156

Weight: 0.61 KG

POST PARTS POST SHOES

⌈: Height
 ┆: Width
 ⊕: Thickness
 ∅: Diameter

∅: 40 X 20 MM




┆ 12.5 X 7.5 CM ┆

639

Weight: 0.4 KG

∅: 40 X 40 MM




┆ 9.5 X 9.5 CM ┆

644

Weight: 0.35 KG

∅: 50 X 50 MM




┆ 10.7 X 10.7 CM ┆

561

Weight: 0.42 KG

∅: 40 X 20 MM




┆ 10.5 X 7.5 CM ┆

577

Weight: 0.33 KG

∅: 40 X 40 MM




┆ 9.5 X 9.5 CM ┆

539

Weight: 0.38 KG

∅: 50 X 50 MM



┆ 10.5 X 10.5 CM ┆

538

Weight: 0.42 KG

∅: 14 MM



┆ 7 X 7 CM ┆

393

Weight: 0.14 KG

∅: 16 MM



┆ 7 X 7 CM ┆

602

Weight: 0.16 KG



∅: 20 MM

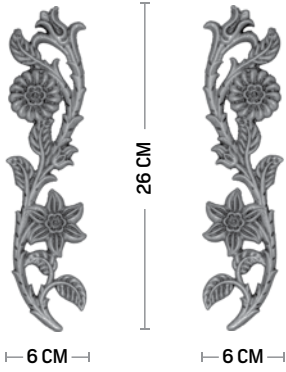


┆ 7.6 X 7.6 CM ┆

603

Weight: 0.18 KG


POST PARTS
POST ACCESSORIES



956

976

Weight:0.32 KG



169

Weight:0.54 KG




534

Weight:0.26 KG



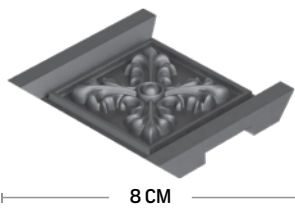
173

Weight:0.46 KG



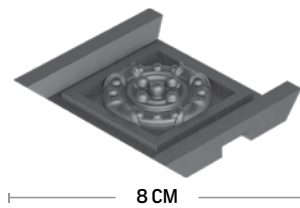
533

Weight:0.54 KG



167

Weight:0.18 KG




171

Weight:0.18 KG



Gate Accessories

**GATE ACCESSORIES
ASTRAGALS**



1261	1310	1260	1426	1427	1425	1301	1300	1299
Weight: 16.51 KG	Weight: 16.2 KG	Weight: 13.85 KG	Weight: 9.45 KG	Weight: 11.29 KG	Weight: 8.94 KG	Weight: 14.07 KG	Weight: 16.55 KG	Weight: 17.5 KG

GATE ACCESSORIES FITTINGS



578

Weight: 1.29 KG



178

Weight: 1.22 KG



149

Weight: 1.17 KG



164

Weight: 1.26 KG



699

Weight: 0.8 KG



1739

Weight: 0.71 KG




1738

Weight: 0.73 KG



380

Weight: 0.68 KG



701

Weight: 1.15 KG



704


Weight: 2.3 KG



700

Weight: 0.89 KG

**GATE ACCESSORIES
FITTINGS**



571

Weight: 1.49 KG




572

Weight: 1.49 KG



664

Weight: 0.95 KG




666

Weight: 0.79 KG



711

Weight: 2.67 KG



705

Weight: 1.92 KG



821

Weight: 0.7 KG



Cast Iron

CAST IRON ORNAMENTAL ROSETTES



120 CM

42.5 CM

382

Weight:9.6 KG



91 CM

36 CM

1707

Weight:6.48 KG




65 CM

26 CM

373

Weight:2.96 KG



38 CM

21 CM

652

Weight:1.77 KG




94 CM

32.5 CM

1131

Weight:3.94 KG



53 CM

25 CM

165

Weight:2.13 KG



51.5 CM

29.5 CM

1759

Weight:4.32 KG




40 CM

21 CM

158

Weight:1.29 KG

CAST IRON ORNAMENTAL ROSETTES




2081

Weight: 8.75 KG




1740

Weight: 3.59 KG



153

Weight: 2.32 KG



597

Weight: 1.72 KG



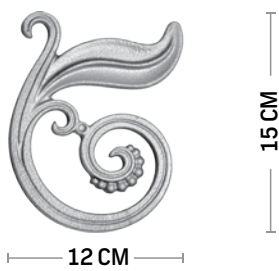
146

Weight: 0.58 KG



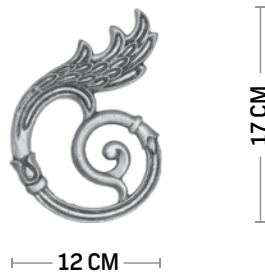
656

Weight: 0.45 KG



686

Weight: 0.33 KG



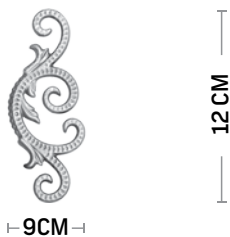
594

Weight: 0.38 KG




683

Weight: 0.45 KG




684

Weight: 0.5 KG



511

Weight: 0.32 KG



542

Weight: 0.41 KG

CAST IRON PANELS



51.5 CM

20 CM

1702

Weight: 1.99 KG

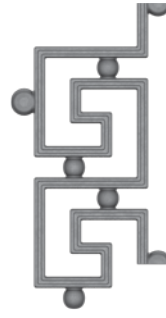


44 CM

12 CM

374

Weight: 1.1 KG



36.5 CM

18 CM

396

Weight: 1.16 KG



38.5 CM

12 CM

195

Weight: 0.93 KG



32.5 CM

12 CM

196

Weight: 1.02 KG



32 CM

12 CM

168

Weight: 0.56 KG



56 CM

20 CM

107

Weight: 1.91 KG



41 CM

12 CM

106

Weight: 1.35 KG



58.5 CM

16.5 CM

1748

Weight: 2.12 KG



40 CM

20 CM

940

Weight: 1.66 KG



39 CM

20 CM

108

Weight: 1.49 KG



32 CM

12 CM

323

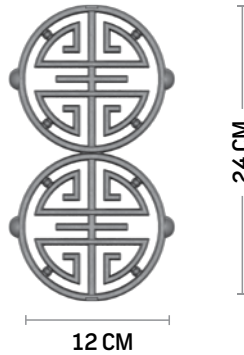
Weight: 0.67 KG

CAST IRON PANELS




521

Weight: 2.05 KG



988

Weight: 0.77 KG



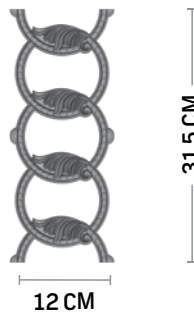
1796

Weight: 1.53 KG



192

Weight: 1.28 KG



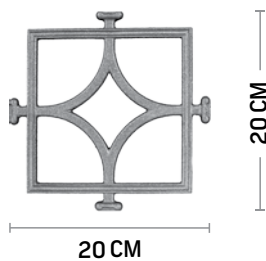
1793

Weight: 0.95 KG



391

Weight: 1.04 KG



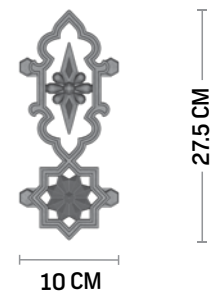
1797

Weight: 0.77 KG



1749

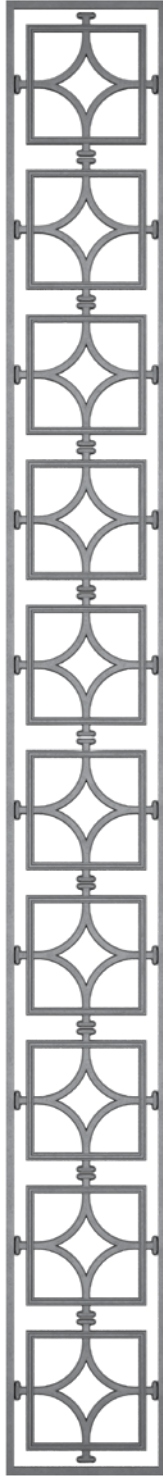





Weight: 0.53 KG




622

Weight: 0.68 KG

**CAST IRON
ORNAMENTAL PANELS**

					
202 CM	202 CM	202 CM	202 CM	195.5 CM	195.5 CM
22 CM	22 CM	22 CM	14 CM	20 CM	14 CM
1938	1924	1922	1921	1905	1912
Weight:11.34 KG	Weight:11.54 KG	Weight:13.85 KG	Weight:9.53 KG	Weight:8 KG	Weight:9.76 KG

CAST IRON ORNAMENTAL PANELS



22 CM

14 CM

14 CM

12 CM

20 CM

20 CM

195.5 CM

195.5 CM

195.5 CM

195.5 CM

195.5 CM

195.5 CM

1915

1911

1913

1914

1907

1908

Weight:12.41 KG

Weight:9.69 KG


Weight:7.75 KG

Weight:7.93 KG

Weight:8.02 KG

Weight:8.02 KG

CAST IRON ORNAMENTAL PANELS



1901	1910	1903	1904	1917	1906	1909
Weight:8 KG	Weight:8.38 KG	Weight:7.72 KG	Weight:7.81 KG	Weight:8.99 KG	Weight:6.8 KG	Weight:6.8 KG

CAST IRON ORNAMENTAL ELEMENTS



17 CM

35.5 CM

322

Weight:1.03 KG



12 CM

29 CM

543

Weight:0.64 KG



18 CM

29 CM

519

Weight:0.58 KG



12 CM

26.5 CM

596

Weight:0.6 KG



12 CM

34 CM

160

Weight:0.82 KG



12 CM

29 CM

544

Weight:0.47 KG



12 CM

28.5 CM

320

Weight:0.49 KG



12 CM

22 CM

546

Weight:0.48 KG



12 CM

25 CM

624

Weight:0.42 KG



12 CM

25 CM

588

Weight:0.47 KG



12 CM

25 CM

162

Weight:0.54 KG



12 CM

24.5 CM

585

Weight:0.63 KG



9 CM

22 CM

595

Weight:0.5 KG



12 CM

20.5 CM

540

Weight:0.58 KG



12 CM

18 CM

159

Weight:0.38 KG



12 CM

24 CM

547

Weight:0.41 KG

CAST IRON SPEARS



11.5 CM

24 CM

161

Weight:0.63 KG



7.5 CM

27.5 CM

671

Weight:0.58 KG



6 CM

17.5 CM

559

Weight:0.27 KG



9 CM

29 CM

586

Weight:0.48 KG



8 CM

28.5 CM

589

Weight:0.58 KG



7 CM

17 CM

591

Weight:0.3 KG



7 CM

19 CM

567

Weight:0.25 KG



10 CM

29.5 CM

556

Weight:0.58 KG



7.5 CM

21 CM

557

Weight:0.37 KG



8 CM

20.5 CM

553

Weight:0.35 KG



7.5 CM

17 CM

568

Weight:0.27 KG



7.5 CM

16.5 CM

562

Weight:0.26 KG

CAST IRON SPEARS




625

Weight:0.56 KG



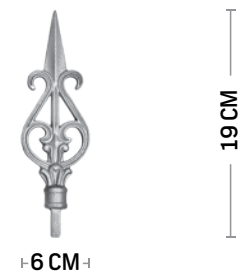
558

Weight:0.31 KG



564

Weight:0.48 KG



565

Weight:0.27 KG




554

Weight:0.56 KG



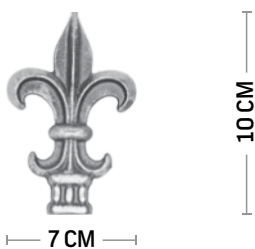
555

Weight:0.31 KG



638

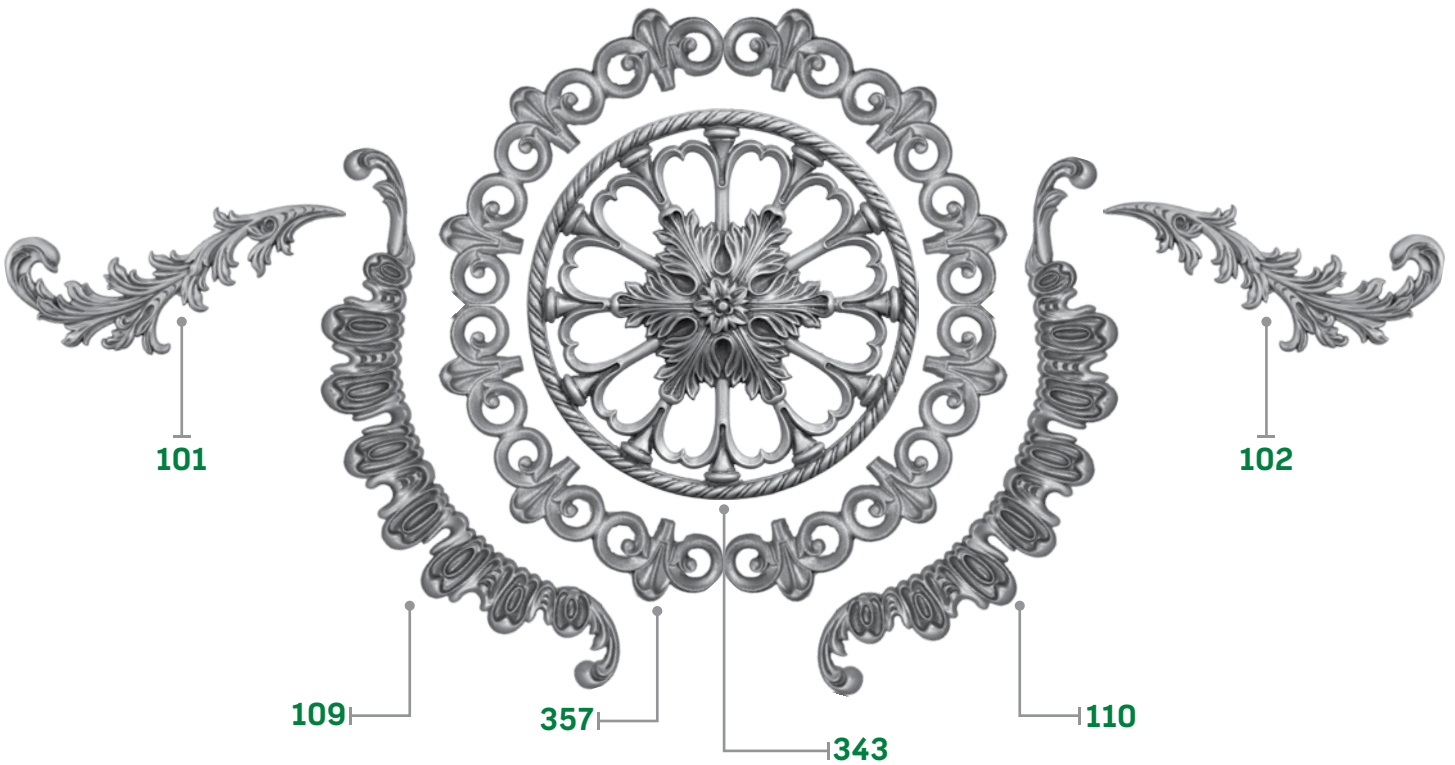
Weight:0.31 KG



1782

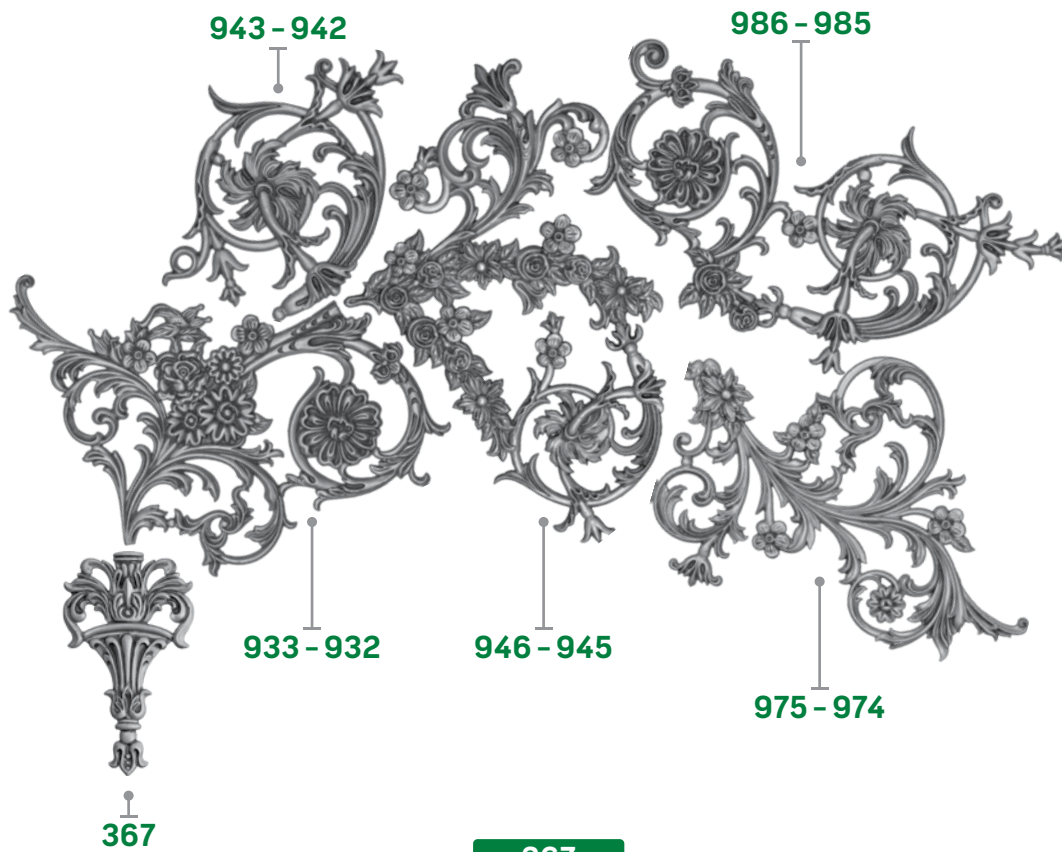
Weight:0.15 KG





			343				357							
			Length:37.5 CM	Height:37.5 CM	Weight:4.24 KG				Length:32.5 CM	Height:12 CM	Weight:0.74 KG			
Weight:1.86 KG	Height:25.5 CM	Length:44 CM	101	102	Length:44 CM	Height:25.5 CM	Weight:1.86 KG							
Weight:2.67 KG	Height:21 CM	Length:70.5 CM	109	110	Length:70.5 CM	Height:21 CM	Weight:2.67 KG							


CAST IRON MONTAGING PARTS



367
Length:17 CM Height:28.5 CM Weight:1.08 KG

Weight:3.78 KG	Height:48 CM	Length:36 CM	933	932	Length:36 CM	Height:48 CM	Weight:3.78 KG
Weight:1.53 KG	Height:31.5 CM	Length:22 CM	943	942	Length:22 CM	Height:31.5 CM	Weight:1.53 KG
Weight:4.68 KG	Height:40.5 CM	Length:61 CM	946	945	Length:61 CM	Height:40.5 CM	Weight:4.68 KG
Weight:3.13 KG	Height:36.7 CM	Length:50 CM	975	974	Length:50 CM	Height:36.7 CM	Weight:3.13 KG
Weight:3.77 KG	Height:36.5 CM	Length:60.5 CM	986	985	Length:60.5 CM	Height:36.5 CM	Weight:3.77 KG

CAST IRON MONTAGING PARTS



			397				111				
Length:42.5 CM		Height:33 CM		Weight:3.07 KG		Length:42 CM		Height:39 CM		Weight:4.66 KG	
Weight:2.19 KG	Height:45.5 CM	Length:27 CM	948	949	Length:27 CM	Height:45.5 CM	Weight:2.19 KG				
Weight:2.6 KG	Height:42 CM	Length:30 CM	950	951	Length:30 CM	Height:42 CM	Weight:2.6 KG				

CAST IRON MONTAGING PARTS





367

Length:17 CM Height:28.5 CM Weight:1.08 KG

Weight:3.78 KG	Height:48 CM	Length:36 CM	932	933	Length:36 CM	Height:48 CM	Weight:3.78 KG
Weight:1.53 KG	Height:31.5 CM	Length:22 CM	943	942	Length:22 CM	Height:31.5 CM	Weight:1.53 KG

**CAST IRON
MONTAGING PARTS**



527
Length:34 CM Height:12 CM Weight:0.6 KG

458
Length:40 CM Height:20 CM Weight:2.78 KG

1719
Length:18.5 CM Height:26.5 CM Weight:1.48 KG

1716
Length:24 CM Height:32.5 CM Weight:2.63 KG

Weight:1.82 KG Height:28 CM Length:34 CM **1718**
Weight:3.58 KG Height:32 CM Length:48.5 CM **1715**

1717 Length:34 CM Height:28 CM Weight:1.82 KG
1714 Length:48.5 CM Height:32 CM Weight:3.58 KG

CAST IRON MONTAGING PARTS



15 CM

22 CM

520

Weight:0.62 KG



25.5 CM

28.5 CM

508

Weight:1.39 KG



41 CM

57 CM

1755

Weight:5.18 KG



30 CM

30 CM

934

Weight:2.13 KG



30 CM

936

Weight:2.13 KG



42 CM

51.5 CM

1756

Weight:3.99 KG




63.5 CM

27 CM

522

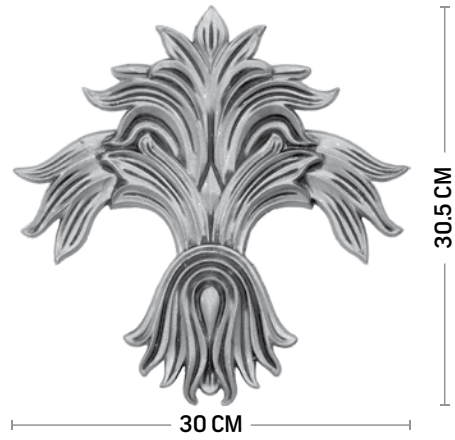
Weight:4 KG

CAST IRON LEAVES



190

Weight:1.6 KG



143

Weight:1.43 KG



141

142

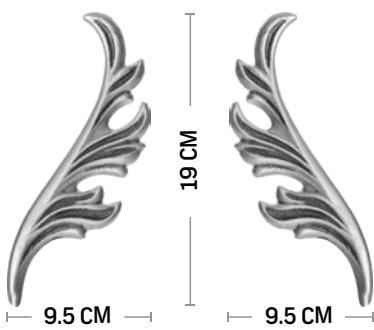
Weight:0.91 KG



1753

1754

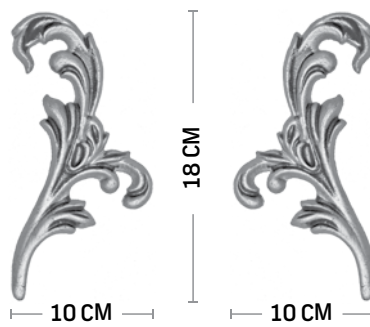
Weight:0.33 KG



197

198

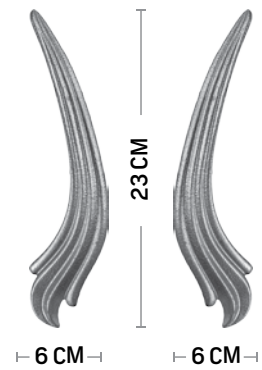
Weight:0.22 KG



1750

1751

Weight:0.25 KG



137

138

Weight:0.25KG

CAST IRON MONTAGING CROWN PARTS



25 CM

1775
Weight: 2.42 KG

53.5 CM

1774
Weight: 4.74 KG



9.5 CM

67.5 CM



88 CM



88 CM

1777 **1776**
Weight: 7.43 KG

26 CM

1781
Weight: 0.71 KG



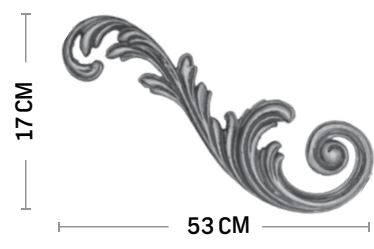
30.5 CM

19 CM



30.5 CM

1780
Weight: 0.71 KG



17 CM

53 CM

1790
Weight: 2.44 KG



36.5 CM

1773
Weight: 4.24 KG

41 CM



17 CM

53 CM

1789
Weight: 2.44 KG

**CAST IRON
DECORATIVE ELEMENTS**



66 CM

27 CM

640


Weight:4.15 KG



27 CM

641

Weight:4.15 KG



40 CM

20 CM

1795

Weight:1.15 KG



30 CM

30 CM

619

Weight:5.5 KG



21 CM

19 CM

658

Weight:2.06 KG



15 CM

13 CM

659

Weight:0.83 KG



23.5 CM

23.5 CM

383

Weight:2.75 KG



31 CM

21 CM

965

Weight:1.33 KG




20 CM

20 CM

213

Weight:0.86 KG

CAST IRON DECORATIVE ELEMENTS



25 CM

25 CM

384

Weight:1.84 KG



25 CM

25 CM

1703

Weight:1.75 KG



12 CM

12 CM

126

Weight:0.37 KG



15 CM

15 CM

674

Weight:0.52 KG



12 CM

12 CM

675

Weight:0.3 KG



9 CM

9 CM

676

Weight:0.21 KG




12 CM

12 CM

590

Weight:0.29 KG



12 CM

12 CM

183

Weight:0.33 KG



12 CM

12 CM

115

Weight:0.33 KG



10.5 CM

10.5 CM

669

Weight:0.3 KG



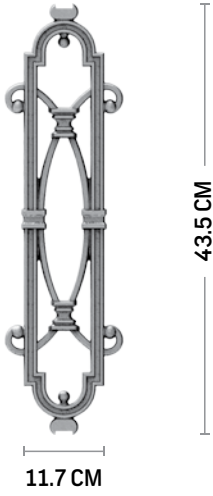
6.5 CM

5.5 CM

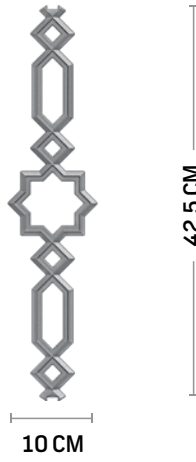
980

Weight:0.1 KG

CAST IRON DECORATIVE ELEMENTS



112 Weight:1.14 KG



113 Weight:0.69 KG



120 Weight:0.69 KG



117 Weight:0.83 KG



119 Weight:0.7 KG



125 Weight:0.52 KG



116 Weight:0.66 KG



CAST IRON DECORATIVE ELEMENTS



8 CM

16 CM

130

Weight:0.31 KG



9.5 CM

16 CM

132

Weight:0.23 KG



9.5 CM

16 CM

131

Weight:0.29 KG



9 CM

14.5 CM

133

Weight:0.47 KG



7 CM

27 CM

528

Weight:0.72 KG



11 CM

24 CM

541

Weight:0.73 KG



6 CM

16 CM

127

Weight:0.25 KG



7 CM

16 CM

128

Weight:0.31 KG



26.5 CM

26.5 CM

379

Weight:1.14 KG



22 CM

22 CM

629

Weight:0.65 KG



15 CM

15 CM

321

Weight:0.41 KG

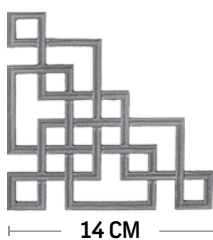


15 CM

15 CM

1760

Weight:0.42 KG



14 CM

14 CM

1791

Weight:1.55 KG



14 CM

14 CM

660

Weight:0.36 KG



14 CM

14 CM

593

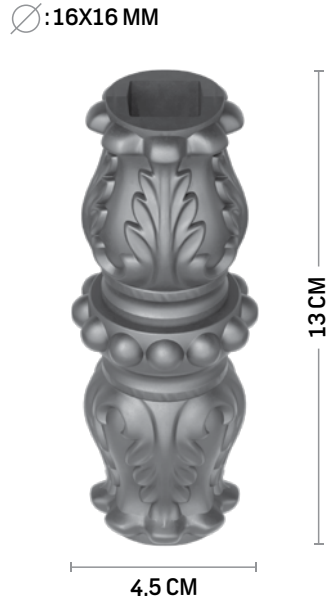
Weight:0.34 KG

CAST IRON ORNAMENTAL ROSETTES

∏: Height ⇄: Width ⊕: Thickness ∅: Diameter



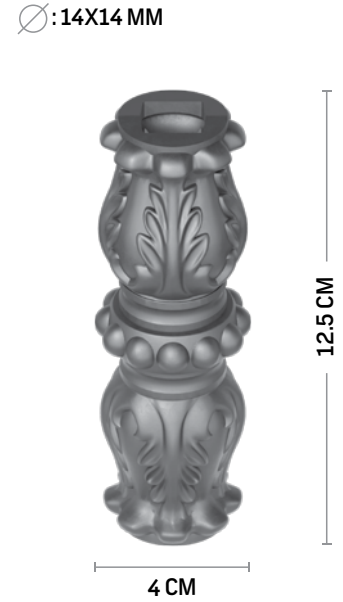
514 Weight: 0.52 KG




129 Weight: 0.4 KG




185 Weight: 0.25 KG




200 Weight: 0.3 KG



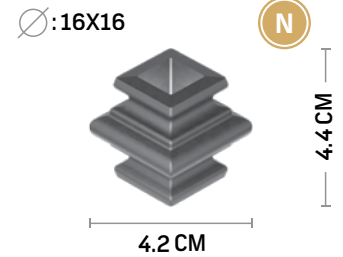
509 Weight: 0.2 KG




510 Weight: 0.2 KG




614 Weight: 0.2 KG




620 Weight: 0.19 KG




608 Weight: 0.07 KG



609 Weight: 0.08 KG



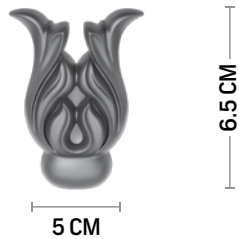
612 Weight: 0.1 KG



613 Weight: 0.1 KG



630 Weight: 0.15 KG



1752 Weight: 0.08 KG



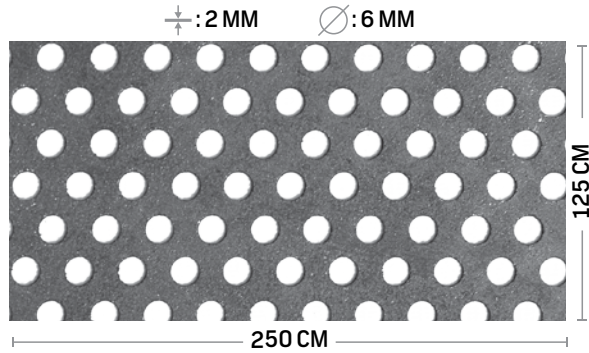
991 Weight: 0.39 tKG



Profiles & Sheets


PROFILES & SHEETS
CUT SHEETS

⌈:Height ⇄:Width ⚭:Thickness ∅:Diameter



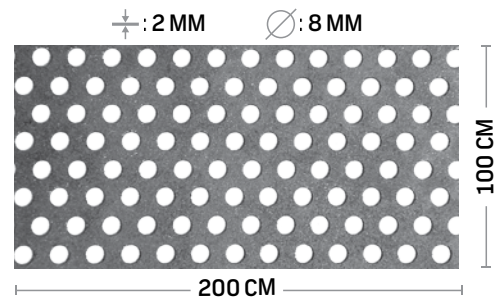
792

Weight:33 KG




793

Weight:19.5 KG



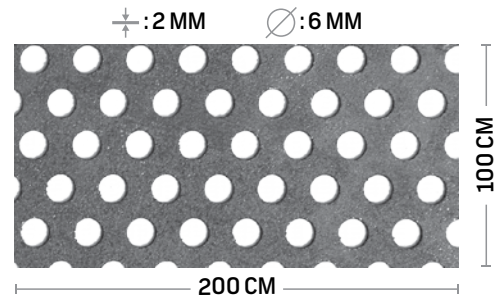
791

Weight:22.97 KG



798

Weight:14.04 KG

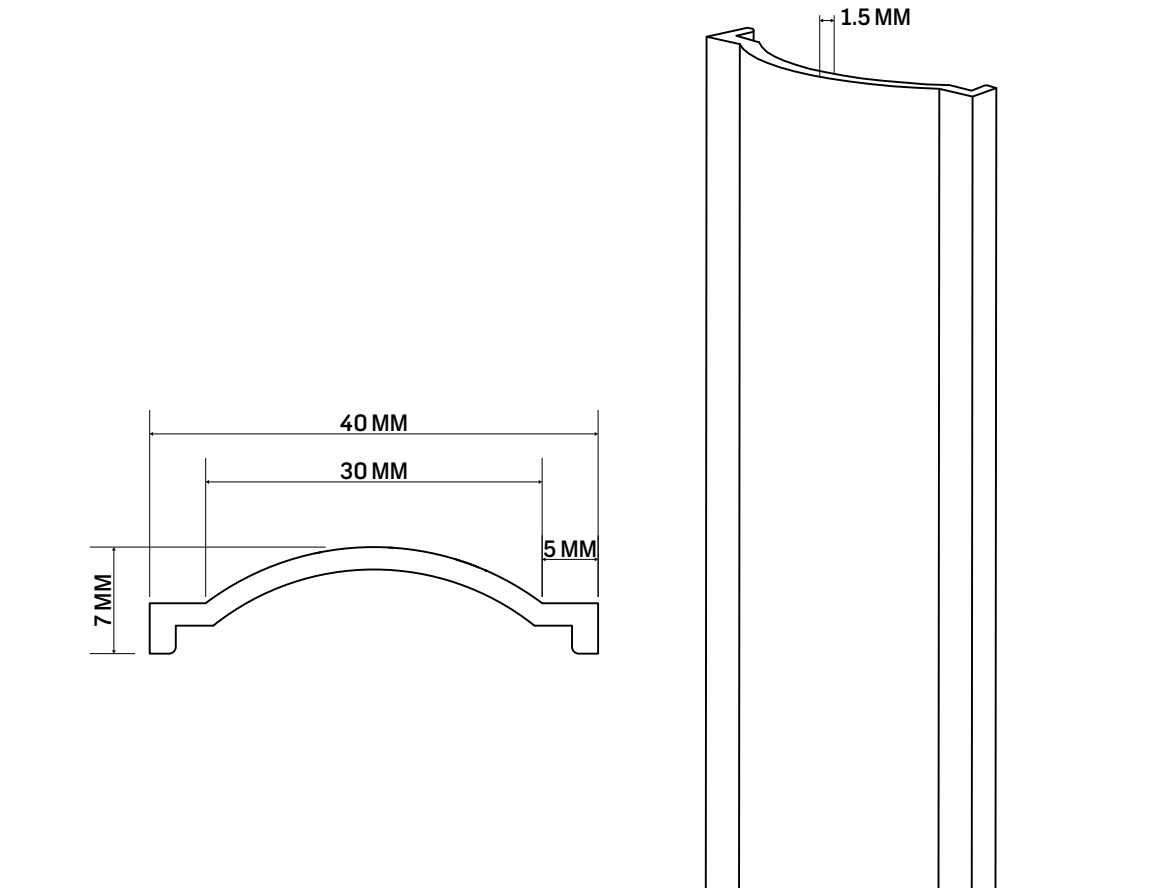


790


Weight:20.7 KG

PROFILES & SHEETS HANDRAILS

⌈: Height |—: Width †: Thickness ∅: Diameter




†: 1.5 MM



719

Weight: 5 KG

†: 1.5 MM











816

Weight: 5 KG

PROFILES & SHEETS FLAT BARS

⌈: Height
┆: Width
⊕: Thickness
⊘: Diameter

725	Weight:11 KG		5 CM
754	Weight:5.76 KG		
		600 CM 300 CM	
⊕: 4 MM			
745	Weight:9 KG		4 CM
788	Weight:4.5 KG		
		600 CM 300 CM	
⊕: 4 MM			
749	Weight:9.72 KG		5 CM
766	Weight:4.86 KG		
		600 CM 300 CM	
⊕: 4 MM			
752	Weight:9.5 KG		4 CM
724	Weight:4.74 KG		
		600 CM 300 CM	
⊕: 4 MM			
730	Weight:9 KG		4 CM
779	Weight:4.5 KG		
		600 CM 300 CM	
⊕: 4 MM			
729	Weight:11KG		5 CM
769	Weight:5.46 KG		
		600 CM 300 CM	
⊕: 4 MM			
812	Weight:7 KG		3x1 CM
813	Weight:3.5 KG		
		600 CM 300 CM	
⊕: 4 MM			
814	Weight:9.6 KG		4x1 CM
815	Weight:4.8 KG		
		600 CM 300 CM	

PROFILES & SHEETS

FORGED PROFILES

| : Height
 | : Width
 | : Thickness
 | : Diameter



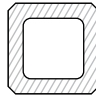
± : 2 MM




± : 2 MM



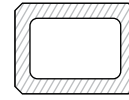
± : 2 MM



± : 2 MM



± : 2 MM



± : 2 MM



± : 2 MM



600 CM | 300 CM




600 CM | 300 CM



600 CM | 300 CM



600 CM | 300 CM



600 CM | 300 CM



600 CM | 300 CM



600 CM | 300 CM

2x2 CM

3x2 CM

4x2 CM

4x4 CM

5x5 CM

6x4 CM

8x4 CM

732

733

734

736

739

737

738

Weight: 7.2 KG

Weight: 9.2 KG

Weight: 11 KG

Weight: 15 KG

Weight: 18.5 KG

Weight: 18 KG

Weight: 22.86 KG

833

836

839

845

854

848

851

Weight: 3.6 KG

Weight: 4.6 KG

Weight: 5.5 KG

Weight: 7.31 KG

Weight: 9.2 KG

Weight: 9.2 KG

Weight: 11 KG

PROFILES & SHEETS FORGED PROFILES

I : Height
— : Width
+ : Thickness
∅ : Diameter



600 CM | 300 CM


1.1x1.1 CM

713

Weight: 4.8 KG

721

Weight: 2.4 KG



600 CM | 300 CM

1.6x1.6 CM

715

Weight: 10.2 KG

751

Weight: 5.1 KG



600 CM | 300 CM


1.1x1.1 CM

716

Weight: 5.2 KG

720

Weight: 2.6 KG



600 CM | 300 CM


1.4x1.4 CM

898

Weight: 11.5 KG

899

Weight: 5.75 KG



600 CM | 300 CM

1.6x1.6 CM

740

Weight: 11.5 KG

750

Weight: 5.5 KG

SAMEN FERFORGE

Hashtomin Noor Metal Industries, The First Manufacturer of Wrought Iron Doors and Components in the Western Asia and Northern Africa, and Iran's Premier Exporter.



TABLE OF CONTENTS

Code	Page	Code	Page	Code	Page	Code	Page
101	104	162	101	248	54	345	80
102	104	164	91	254	63	346	81
103	83	165	94	264	62	347	81
104	55	166	83	266	63	348	81
105	55	167	88	267	63	349	81
106	96	168	96	269	54	350	77
107	96	169	88	283	63	357	104
108	96	171	88	284	63	363	59
109	104	173	88	285	63	364	57
110	104	174	83	287	63	365	62
111	106	178	91	288	63	366	62
112	114	180	54	289	63	367	105
113	114	181	54	294	62	367	107
115	113	182	56	295	62	368	59
116	114	183	113	296	63	371	83
117	114	185	116	297	63	373	94
119	114	188	56	298	63	374	96
120	114	189	56	300	61	375	61
122	83	190	110	301	61	376	61
125	114	192	97	302	61	377	62
126	113	195	96	304	59	378	62
127	115	196	96	305	79	379	115
128	115	197	110	306	79	380	91
129	116	198	110	307	77	382	94
130	115	200	116	308	77	383	112
131	115	202	63	309	77	384	113
132	115	203	60	311	77	391	97
133	115	205	60	312	77	393	87
137	110	213	112	313	77	395	86
138	110	218	57	320	101	396	96
141	110	222	55	321	115	397	106
142	110	228	57	322	101	398	80
143	110	229	57	323	96	399	80
146	95	231	55	324	86	401	79
148	83	232	55	331	80	402	78
149	91	237	57	332	81	404	59
153	95	238	57	333	81	405	79
155	86	239	57	334	79	406	78
156	86	240	54	335	79	410	78
158	94	242	56	336	59	413	78
159	101	243	55	337	59	416	76
160	101	244	55	343	104	417	76
161	102	246	50	344	80	418	76

TABLE OF CONTENTS

Code	Page	Code	Page	Code	Page	Code	Page
419	76	481	76	542	95	619	112
424	75	482	75	543	101	620	116
425	75	483	75	544	101	622	97
426	74	484	73	546	101	623	86
427	74	485	73	547	101	624	101
428	59	486	76	553	102	625	103
429	76	487	76	554	103	629	115
430	80	488	74	555	103	630	116
431	80	489	74	556	102	631	61
432	76	490	75	557	102	632	61
433	59	491	75	558	103	634	61
434	75	492	75	559	102	635	61
435	75	493	75	561	87	638	103
436	73	496	79	562	102	639	87
437	73	497	79	564	103	640	112
438	76	498	78	565	103	641	112
439	76	499	78	567	102	644	87
444	80	502	83	568	102	652	94
445	80	505	21	571	92	656	95
446	76	506	21	572	92	658	112
447	76	508	109	577	87	659	112
448	74	509	116	578	91	660	115
449	74	510	116	585	101	664	92
450	75	511	95	586	102	666	92
451	75	514	116	587	83	669	113
452	75	515	21	588	101	671	102
453	80	517	83	589	102	674	113
454	80	518	83	590	113	675	113
455	76	519	101	591	102	676	113
456	76	520	109	593	115	683	95
458	108	521	97	594	95	684	95
460	75	522	109	595	101	686	95
461	79	527	108	596	101	687	83
464	79	528	115	597	95	699	91
465	78	532	83	602	87	700	91
466	78	533	88	603	87	701	91
467	80	534	88	604	86	704	91
474	57	535	83	607	86	705	92
476	75	536	83	608	116	706	85
477	75	538	87	609	116	707	85
478	74	539	87	612	116	711	92
479	74	540	101	613	116	713	122
480	76	541	115	614	116	715	122

TABLE OF CONTENTS

Code	Page	Code	Page	Code	Page	Code	Page
716	122	819	64	962	46	1069	35
719	119	821	92	964	53	1074	37
720	122	823	64	965	112	1075	37
721	122	827	64	974	105	1078	48
724	120	830	64	975	105	1085	48
725	120	833	121	976	88	1086	48
729	120	836	121	980	113	1092	36
730	120	839	121	984	62	1093	37
732	121	845	121	985	105	1094	36
733	121	848	121	986	105	1095	37
734	121	851	121	987	62	1101	35
736	121	854	121	988	97	1102	35
737	121	898	122	989	86	1103	35
738	121	899	122	991	116	1117	49
739	121	904	50	1001	15	1123	25
740	122	913	52	1002	15	1131	94
745	120	914	60	1004	53	1145	50
749	120	919	53	1006	60	1148	34
750	122	921	84	1007	53	1154	38
751	122	927	60	1008	15	1155	38
752	120	932	105	1009	53	1157	38
754	120	932	107	1010	45	1158	38
766	120	933	105	1011	45	1159	38
769	120	933	107	1012	45	1161	36
779	120	934	109	1013	50	1177	34
788	120	935	62	1016	49	1178	34
790	118	936	109	1020	58	1190	39
791	118	940	96	1021	58	1191	39
792	118	942	105	1022	58	1197	57
793	118	942	107	1024	58	1199	57
798	118	943	105	1025	41	1201	58
801	65	943	107	1026	41	1202	58
802	65	944	53	1027	59	1203	58
803	65	945	105	1041	50	1204	58
804	65	946	105	1044	58	1205	58
805	64	948	106	1046	58	1207	58
812	120	949	106	1053	60	1208	59
813	120	950	106	1054	60	1220	31
814	120	951	106	1058	60	1224	30
815	120	952	46	1060	25	1225	30
816	119	956	88	1062	25	1227	30
817	64	957	62	1064	36	1228	30
818	65	958	62	1065	36	1231	31

TABLE OF CONTENTS

Code	Page	Code	Page	Code	Page	Code	Page
1232	31	1311	41	1427	90	1512	81
1233	31	1312	41	1430	40	1513	81
1234	31	1313	47	1431	40	1514	81
1235	30	1314	47	1432	40	1515	84
1240	48	1319	54	1433	40	1516	84
1242	48	1322	44	1435	40	1517	84
1251	85	1323	56	1437	41	1518	84
1252	85	1327	43	1440	23	1519	84
1253	85	1332	34	1441	24	1520	69
1254	85	1339	42	1450	23	1521	70
1255	85	1340	21	1454	23	1522	72
1256	85	1341	21	1459	24	1523	69
1261	90	1348	21	1460	22	1524	70
1260	90	1349	21	1461	22	1525	69
1262	43	1350	85	1462	24	1526	70
1263	43	1351	85	1463	23	1531	70
1264	43	1359	48	1464	23	1532	72
1265	42	1360	33	1466	22	1533	70
1266	42	1361	33	1467	22	1534	70
1267	42	1363	32	1468	22	1535	69
1268	42	1366	33	1469	24	1536	72
1271	42	1373	33	1476	43	1537	72
1272	43	1374	33	1480	24	1538	72
1273	44	1376	34	1481	24	1539	71
1274	44	1378	32	1485	28	1560	47
1277	44	1379	32	1487	29	1563	47
1278	59	1392	44	1488	28	1570	71
1279	59	1401	49	1489	29	1580	18
1283	57	1402	49	1493	28	1581	18
1284	57	1405	49	1495	28	1582	18
1285	85	1407	49	1496	28	1583	18
1286	46	1411	52	1501	72	1584	19
1287	50	1412	26	1502	71	1585	19
1289	48	1413	26	1503	71	1586	20
1290	46	1414	27	1504	69	1587	20
1292	52	1415	27	1505	81	1588	18
1294	52	1416	26	1506	69	1589	18
1296	43	1417	26	1507	72	1592	19
1299	90	1418	26	1508	71	1593	19
1300	90	1419	26	1509	71	1596	19
1301	90	1423	56	1510	84	1597	20
1304	47	1425	90	1511	81	1601	77
1310	90	1426	90				

TABLE OF CONTENTS

Code	Page	Code	Page	Code	Page	Code	Page
1602	77	1667	68	1753	110	1938	98
1603	77	1668	68	1754	110	1957	29
1604	77	1669	68	1755	109	1960	48
1607	78	1670	67	1756	109	2016	49
1608	78	1671	73	1759	94	2030	45
1609	78	1672	73	1760	115	2058	56
1610	78	1673	73	1773	111	2062	46
1611	78	1674	73	1774	111	2063	46
1612	78	1675	67	1775	111	2065	46
1615	79	1676	67	1776	111	2066	46
1616	79	1677	67	1777	111	2081	95
1619	73	1678	67	1780	111	2112	15
1620	73	1679	74	1781	111	2113	14
1621	73	1680	74	1782	103	2114	16
1622	73	1681	74	1784	86	2115	16
1623	78	1682	74	1789	111	2116	17
1624	78	1683	67	1790	111	2117	17
1628	79	1686	67	1791	115	2118	14
1629	79	1687	67	1793	97	2119	15
1630	73	1688	68	1795	112	2120	13
1631	73	1689	68	1796	97	2121	13
1632	73	1696	67	1797	97	2122	14
1633	73	1697	67	1798	50	2123	14
1634	74	1698	67	1799	50	2124	15
1635	74	1699	67	1901	100	2125	15
1636	74	1702	96	1903	100	2126	14
1637	74	1703	113	1904	100	2127	14
1638	68	1707	94	1905	98	2128	13
1639	68	1714	108	1906	100	2129	13
1640	79	1715	108	1907	99	2130	13
1641	79	1716	108	1908	99	2131	12
1642	72	1717	108	1909	100	2132	12
1643	72	1718	108	1910	100	2133	12
1644	77	1719	108	1911	99	2134	45
1645	77	1738	91	1912	98	2135	45
1646	77	1739	91	1913	99	2160	47
1647	77	1740	95	1914	99	2300	7
1654	68	1748	96	1915	99	2301	7
1655	68	1749	97	1917	100	2302	8
1656	68	1750	110	1921	98	2303	8
1657	68	1751	110	1922	98	2304	9
1666	68	1752	116	1924	98	2305	10



S

SAMEN

— FERFORGE —

SINCE 1996



Hashtomin Noor Metal Industries, The First Manufacturer of Wrought Iron Doors
and Components in the Western Asia And Northern Africa, and Iran's Premier Exporter.

Hashtomin Noor Metal Industries (Samen Ferforge) – Jamal Abad Rd. Pakdasht – Tehran

 WWW.SAMENFERFORGE.COM  [SAMENFERFORGE](https://www.instagram.com/SAMENFERFORGE)

021-3869 | 021-36343036